

Human DLL3 Domain (216-492) Protein, Ultra Low Endotoxin

Cat. No. DLL-HM1D5-UL

Description

Source	Recombinant Human DLL3 Domain (216-492) Protein is expressed from HEK293 with His tag at the C-terminus. It contains Ala216-Leu492.
Accession	Q9NYJ7-1
Molecular Weight	The protein has a predicted MW of 29.94 kDa. Due to glycosylation, the protein migrates to 35-45 kDa based on Bis-Tris PAGE result.
Endotoxin	Less than 0.01 EU per µg by the LAL method.
Purity	> 95% as determined by Bis-Tris PAGE > 90% as determined by HPLC

Formulation and Storage

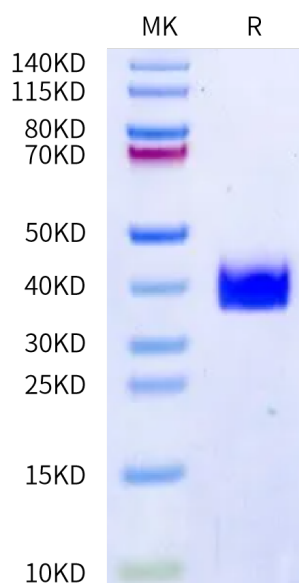
Formulation	Lyophilized from 0.22 µm filtered solution in PBS, 200mM L-arginine (pH 7.4). Normally 8% trehalose is added as protectant before lyophilization.
Reconstitution	Dissolve the lyophilized protein in distilled water. Please refer to the Certificate of Analysis for detailed instructions.
Storage	-20 to -80°C for 12 months as supplied from date of receipt. -80°C for 3 months after reconstitution. Recommend to aliquot the protein into smaller quantities for optimal storage. Please minimize freeze-thaw cycles.

Background

Delta-like protein 3 (DLL3) is a transmembrane protein that belongs to the Delta/Serrate/Lag-2 (DSL) family of Notch ligands. DLL3 inhibits primary neurogenesis and may be required to divert neurons along a specific differentiation pathway. It plays a role in the formation of somite boundaries during segmentation of the paraxial mesoderm.

Assay Data

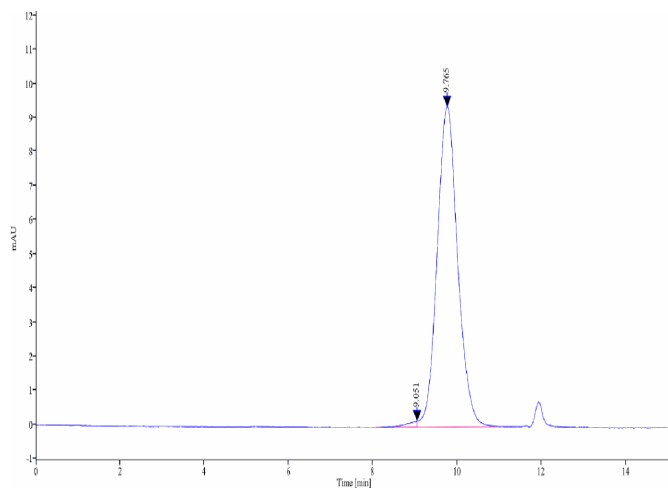
Bis-Tris PAGE



Human DLL3 Domain (216-492) on Bis-Tris PAGE under reduced condition. The purity is greater than 95%.

SEC-HPLC

Assay Data

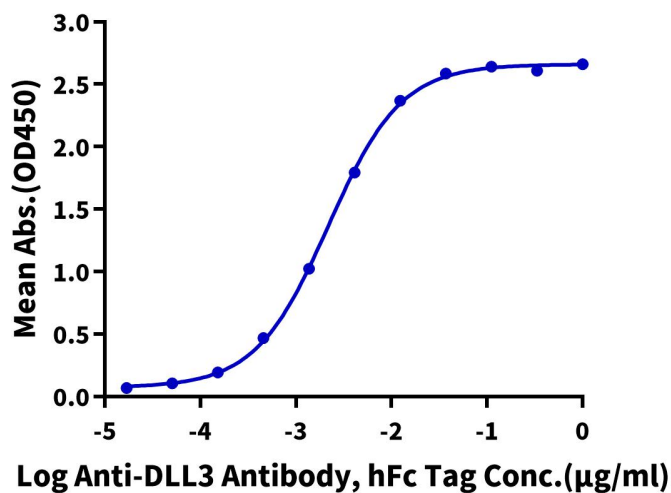


The purity of Human DLL3 Domain (216-492) is greater than 90% as determined by SEC-HPLC.

ELISA Data

Human DLL3 Domain (216-492), His Tag ELISA

0.05µg Human DLL3 Domain (216-492), His Tag Per Well



Immobilized Human DLL3 Domain (216-492), His Tag at 0.5µg/ml (100µl/well) on the plate. Dose response curve for Anti-DLL3 Antibody, hFc Tag with the EC50 of 2.2ng/ml determined by ELISA.