

# Biotinylated Human DLL4 Protein

Cat. No. DLL-HM404B

## Description

<b>Source</b>	Recombinant Biotinylated Human DLL4 Protein is expressed from HEK293 with His tag at the C-Terminus. It contains Ser27-Pro524.
<b>Accession</b>	Q9NR61
<b>Molecular Weight</b>	The protein has a predicted MW of 55.7 kDa. Due to glycosylation, the protein migrates to 62-68 kDa based on Bis-Tris PAGE result.
<b>Endotoxin</b>	Less than 1EU per µg by the LAL method.
<b>Purity</b>	> 95% as determined by Bis-Tris PAGE > 95% as determined by HPLC

## Formulation and Storage

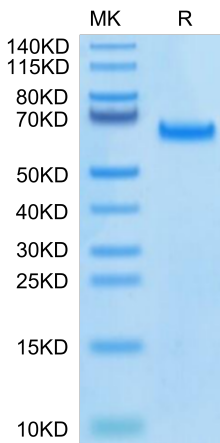
<b>Formulation</b>	Lyophilized from 0.22µm filtered solution in PBS, 200mM L-arginine (pH 7.4). Normally 8% trehalose is added as protectant before lyophilization.
<b>Reconstitution</b>	Centrifuge the tube before opening. Reconstituting to a concentration more than 100 µg/ml is recommended. Dissolve the lyophilized protein in distilled water.
<b>Storage</b>	-20 to -80°C for 12 months as supplied from date of receipt. -80°C for 3 months after reconstitution. Recommend to aliquot the protein into smaller quantities for optimal storage. Please minimize freeze-thaw cycles.

## Background

Delta-like protein 4 (DLL4) is a type I membrane protein belonging to the Delta/Serrate/Lag2 (DSL) family of Notch ligands. Activates NOTCH1 and NOTCH4. Involved in angiogenesis; negatively regulates endothelial cell proliferation and migration and angiogenic sprouting. Essential for retinal progenitor proliferation. Required for suppressing rod fates in late retinal progenitors as well as for proper generation of other retinal cell types (By similarity). During spinal cord neurogenesis, inhibits V2a interneuron fate.

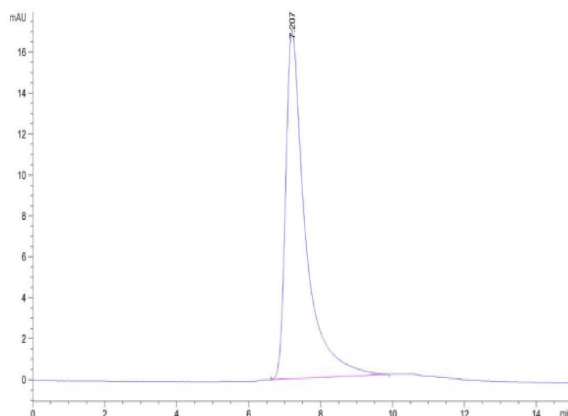
## Assay Data

### Bis-Tris PAGE



Biotinylated Human DLL4 on Bis-Tris PAGE under reduced condition. The purity is greater than 95%.

### SEC-HPLC



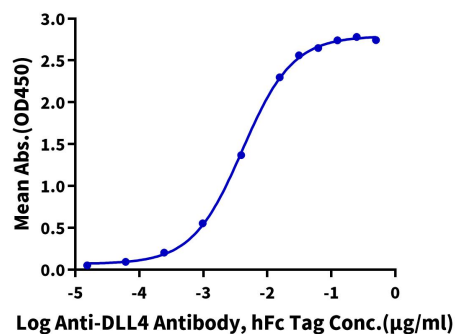
The purity of Biotinylated Human DLL4 is greater than 95% as determined by SEC-HPLC.

Assay Data

ELISA Data

**Biotinylated Human DLL4, His Tag ELISA**

0.2µg Biotinylated Human DLL4, His Tag Per Well



Immobilized Biotinylated Human DLL4, His Tag at 2µg/ml (100µl/well) on the streptavidin pre-coated plate (5µg/ml). Dose response curve for Anti-DLL4 Antibody, hFc Tag with the EC50 of 4.1ng/ml determined by ELISA (QC Test).