

Biotinylated Human EMMPRIN/CD147 Protein

Cat. No. EPN-HM447B

Description

Source	Recombinant Biotinylated Human EMMPRIN/CD147 Protein is expressed from HEK293 with His tag and Avi tag at the C-terminus. It contains Ala22-His205.
Accession	NP_940991.1
Molecular Weight	The protein has a predicted MW of 23.02 kDa. Due to glycosylation, the protein migrates to 31-45 kDa based on Bis-Tris PAGE result.
Endotoxin	Less than 1 EU per µg by the LAL method.
Purity	> 95% as determined by Bis-Tris PAGE > 95% as determined by HPLC

Formulation and Storage

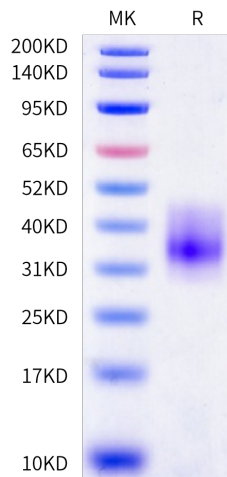
Formulation	Lyophilized from 0.22 µm filtered solution in PBS (pH 7.4). Normally 8% trehalose is added as protectant before lyophilization.
Reconstitution	Dissolve the lyophilized protein in distilled water. Please refer to the Certificate of Analysis for detailed instructions.
Storage	-20 to -80°C for 12 months as supplied from date of receipt. -80°C for 3 months after reconstitution. Recommend to aliquot the protein into smaller quantities for optimal storage. Please minimize freeze-thaw cycles.

Background

CD147, also known as extracellular matrix metalloproteinase inducer (EMMPRIN) or basigin, is expressed in a variety of cell types. It is involved in the regulation of extracellular matrix (ECM) remodeling during physiological and pathological processes including wound healing, inflammatory diseases, and cancer. CD147 is a diagnostic and therapeutic target in cancer and inflammatory diseases, either directly or indirectly, by targeting CD147 partners.

Assay Data

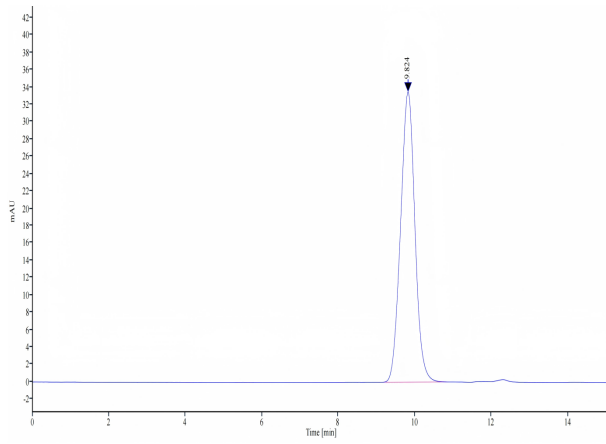
Bis-Tris PAGE



Biotinylated Human EMMPRIN on Bis-Tris PAGE under reduced condition. The purity is greater than 95%.

SEC-HPLC

Assay Data



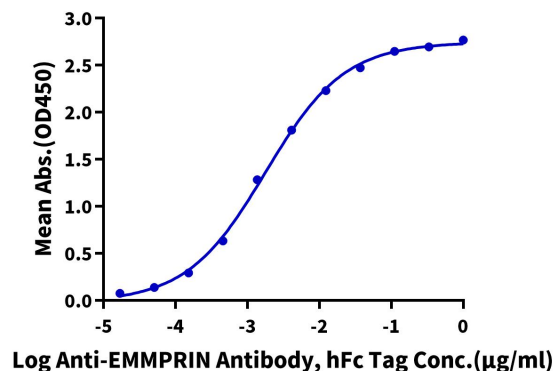
The purity of Biotinylated Human EMMPRIN is greater than 95% as determined by SEC-HPLC.

Assay Data

ELISA Data

Biotinylated Human EMMPRIN, His Avi Tag ELISA

0.05µg Biotinylated Human EMMPRIN, His Avi Tag Per Well



Immobilized Biotinylated Human EMMPRIN, His Avi Tag at 0.5µg/ml (100µl/well) on the streptavidin precoated plate (5µg/ml). Dose response curve for Anti-EMMPRIN Antibody, hFc Tag with the EC50 of 1.8ng/ml determined by ELISA.