

Biotinylated Human FGFR2 alpha (IIIb) Protein, Ultra Low Endotoxin



Cat. No. FGF-HM4ABB-UL

Description

Source	Recombinant Biotinylated Human FGFR2 alpha (IIIb) Protein is expressed from HEK293 with His tag and Avi tag at the C-Terminus. It contains Arg22-Glu378.
Accession	P21802-3
Molecular Weight	The protein has a predicted MW of 42.5 kDa. Due to glycosylation, the protein migrates to 70-110 kDa based on Bis-Tris PAGE result.
Endotoxin	Less than 0.01 EU per µg by the LAL method.
Purity	> 95% as determined by Bis-Tris PAGE > 95% as determined by HPLC

Formulation and Storage


Formulation	Lyophilized from 0.22µm filtered solution in PBS (pH 7.4). Normally 8% trehalose is added as protectant before lyophilization.
Reconstitution	Dissolve the lyophilized protein in distilled water. Please refer to the Certificate of Analysis for detailed instructions.
Storage	-20 to -80°C for 12 months as supplied from date of receipt. -80°C for 3 months after reconstitution. Recommend to aliquot the protein into smaller quantities for optimal storage. Please minimize freeze-thaw cycles.

Background

Four distinct genes encoding closely related FGF receptors, FGF R1 - 4, are known. All four genes for FGF Rs encode proteins with an N-terminal signal peptide, three immunoglobulin (Ig)-like domains, an acid-box region containing a run of acidic residues between the IgI and IgII domains, a transmembrane domain and the split tyrosine-kinase domain. Multiple forms of FGF R1 - 3 are generated by alternative splicing of the mRNAs.

Assay Data

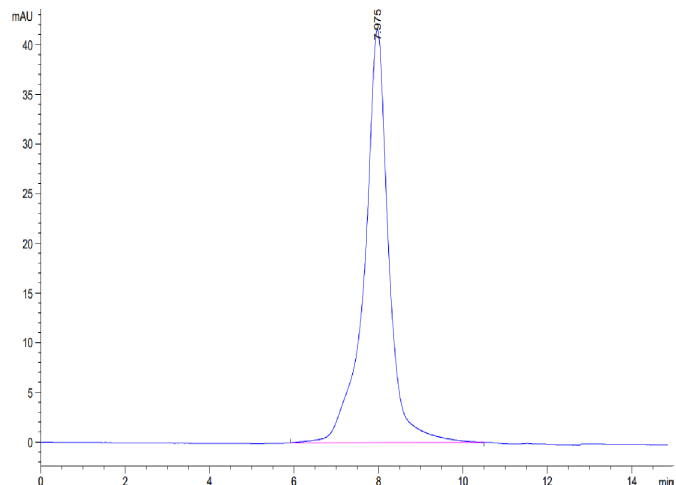
Bis-Tris PAGE



Biotinylated Human FGFR2 alpha (IIIb) on Bis-Tris PAGE under reduced conditions. The purity is greater than 95%.

SEC-HPLC

Assay Data

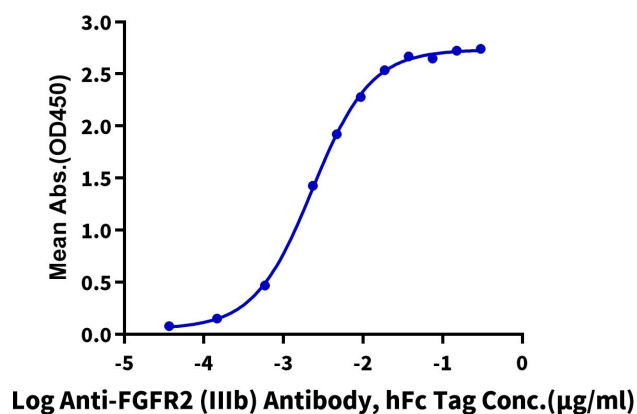


The purity of Biotinylated Human FGFR2 alpha (IIIb) is greater than 95% as determined by SEC-HPLC.

ELISA Data

Biotinylated Human FGFR2 alpha (IIIb), His-Avi Tag ELISA

0.05µg Biotinylated Human FGFR2 alpha (IIIb), His-Avi Tag Per Well



Immobilized Biotinylated Human FGFR2 alpha (IIIb), His-Avi Tag at 0.5µg/ml (100µl/Well) on streptavidin (5µg/ml) precoated plate. Dose response curve for Anti-FGFR2 (IIIb) Antibody, hFc Tag with the EC50 of 2.3ng/ml determined by ELISA.