

# Biotinylated Human FGFR3 beta (IIIb) Protein

Cat. No. FGF-HM4BBB

Description	
Source	Recombinant Biotinylated Human FGFR3 beta (IIIb) Protein is expressed from HEK293 with His tag and Avi tag at the C-Terminus. It contains Asp127-Gly377.
Accession	P22607-2
Molecular Weight	The protein has a predicted MW of 30.5 kDa. Due to glycosylation, the protein migrates to 40-55 kDa based on Bis-Tris PAGE result.
Endotoxin	Less than 1EU per µg by the LAL method.
Purity	> 95% as determined by Bis-Tris PAGE > 95% as determined by HPLC

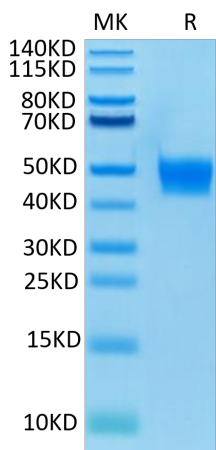
Formulation and Storage	
Formulation	Lyophilized from 0.22µm filtered solution in PBS (pH 7.4). Normally 8% trehalose is added as protectant before lyophilization.
Reconstitution	Centrifuge the tube before opening. Reconstituting to a concentration more than 100 µg/ml is recommended. Dissolve the lyophilized protein in distilled water.
Storage	-20 to -80°C for 12 months as supplied from date of receipt. -80°C for 3 months after reconstitution. Recommend to aliquot the protein into smaller quantities for optimal storage. Please minimize freeze-thaw cycles.

**Background**

Four distinct genes encoding closely related FGF receptors, FGF R1-4, are known. All four genes for FGF Rs encode proteins with an N-terminal signal peptide, three immunoglobulin (Ig)-like domains, an acidbox region containing a run of acidic residues between the Igl and IgII domains, a transmembrane domain and the split tyrosine-kinase domain. FGFR3 is tyrosine-protein kinase that acts as cell-surface receptor for fibroblast growth factors and plays an essential role in the regulation of cell proliferation, differentiation and apoptosis.

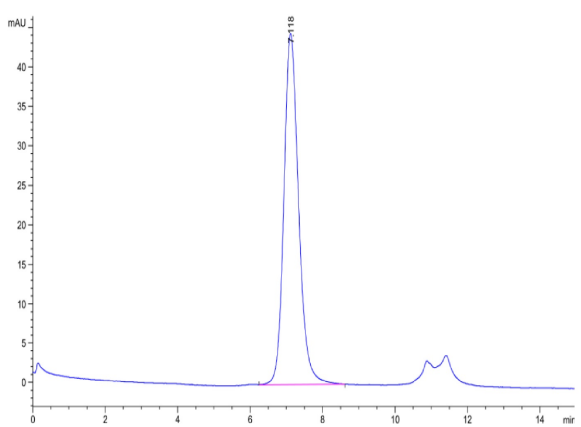
## Assay Data

### Bis-Tris PAGE



Biotinylated Human FGFR3 beta (IIIb) on Bis-Tris PAGE under reduced condition. The purity is greater than 95%.

### SEC-HPLC



The purity of Biotinylated Human FGFR3 beta (IIIb) is greater than 95% as determined by SEC-HPLC.

# Biotinylated Human FGFR3 beta (IIIb) Protein

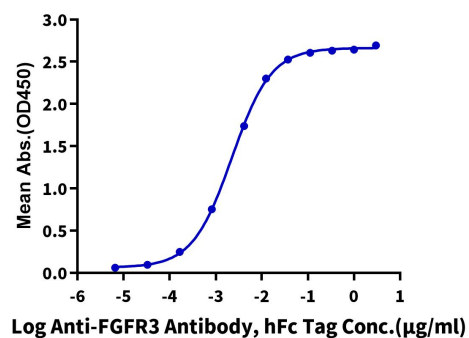
Cat. No. FGF-HM4BBB

## Assay Data

### ELISA Data

#### Biotinylated Human FGFR3 beta (IIIb), His Tag ELISA

0.1µg Biotinylated Human FGFR3 beta (IIIb), His Tag Per Well



Immobilized Biotinylated Human FGFR3 beta (IIIb) , His Tag at 1µg/ml (100µl/well) on the streptavidin precoated plate (5µg/ml). Dose response curve for Anti-FGFR3 Antibody, hFc Tag with the EC50 of 2.2ng/ml determined by ELISA.