

Non-biotinylated Human FGL1 Protein, Ultra Low Endotoxin

Cat. No. FGL-HM411-UL

Description

Source	Recombinant Human FGL1 Protein is expressed from HEK293 with His tag and Avi tag at the N-Terminus. It contains Asp64-Asn305.
Accession	Q08830
Molecular Weight	The protein has a predicted MW of 31.9 kDa same as Bis-Tris PAGE result.
Endotoxin	Less than 0.01 EU per µg by the LAL method.
Purity	> 95% as determined by Bis-Tris PAGE > 95% as determined by HPLC

Formulation and Storage

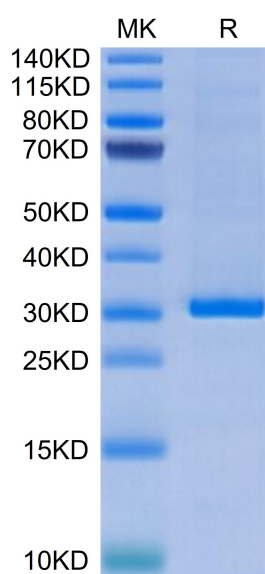
Formulation	Lyophilized from 0.22µm filtered solution in PBS (pH 7.4). Normally 8% trehalose is added as protectant before lyophilization.
Reconstitution	Dissolve the lyophilized protein in distilled water. Please refer to the Certificate of Analysis for detailed instructions.
Storage	-20 to -80°C for 12 months as supplied from date of receipt. -80°C for 3 months after reconstitution. Recommend to aliquot the protein into smaller quantities for optimal storage. Please minimize freeze-thaw cycles.

Background

Fibrinogen-like protein 1 (FGL-1) is a protein that is structurally related to fibrinogen. In humans, FLG-1 is encoded by the FGL1 gene. Fibrinogen-like protein 1 is a member of the fibrinogen family of proteins, which also includes fibrinogen, fibrinogen-like protein 2, and clotting factors V, VIII, and XIII. Fibrinogen-like Protein 1 is a major immune.

Assay Data

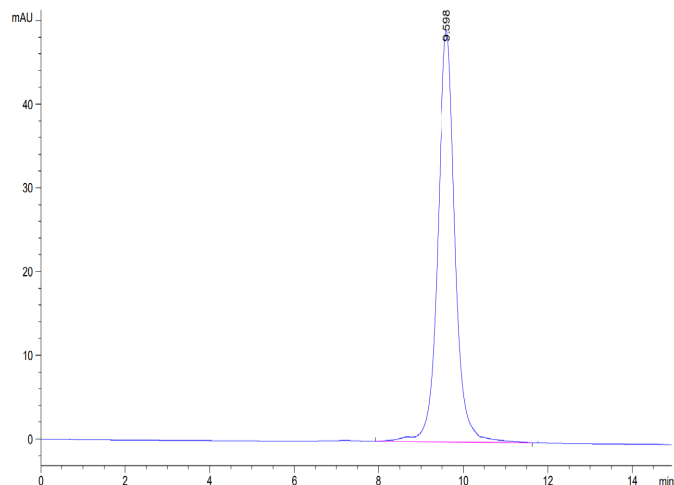
Bis-Tris PAGE



Human FGL1 on Bis-Tris PAGE under reduced condition. The purity is greater than 95%.

SEC-HPLC

Assay Data

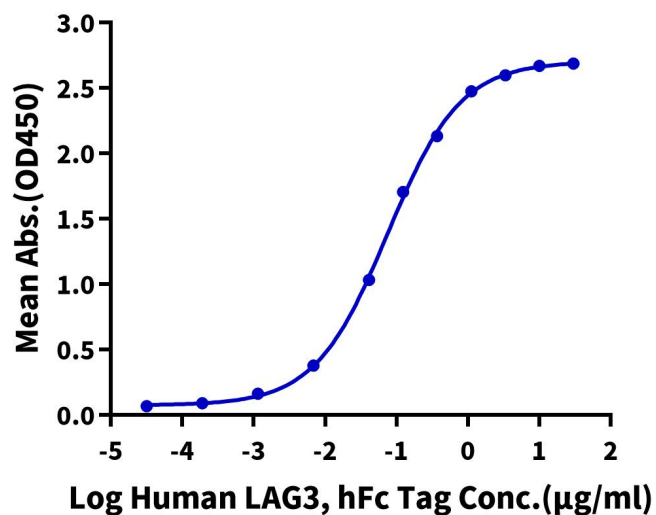


The purity of Human FGL1 is greater than 95% as determined by SEC-HPLC.

ELISA Data

Human FGL1, His Tag ELISA

0.1µg Human FGL1, His Tag Per Well



Immobilized Human FGL1, His Tag at 1µg/ml (100µl/well) on the plate. Dose response curve for Human LAG3, hFc Tag with the EC50 of 75.1ng/ml determined by ELISA.