

Cynomolgus Fc gamma RIII/CD16 Protein

Cat. No. FGR-CM1R3

Description

Source	Recombinant Cynomolgus Fc gamma RIII/CD16 Protein is expressed from Expi293 with His tag at the C-terminal. It contains Gly17-Gln208.
Accession	Q8SPW2-1
Molecular Weight	The protein has a predicted MW of 23.1 kDa. Due to glycosylation, the protein migrates to 45-55 kDa based on Tris-Bis PAGE result.
Endotoxin	Less than 1EU per µg by the LAL method.
Purity	> 95% as determined by Tris-Bis PAGE > 95% as determined by HPLC

Formulation and Storage

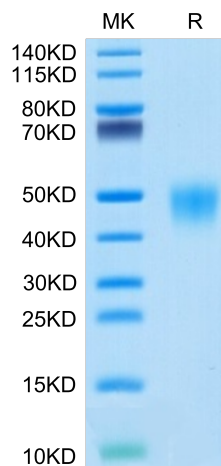
Formulation	Lyophilized from 0.22µm filtered solution in PBS (pH 7.4). Normally 5% trehalose is added as protectant before lyophilization.
Reconstitution	Centrifuge tubes before opening. Reconstituting to a concentration more than 100 µg/ml is recommended (usually we use 1mg/ml solution for lyophilization). Dissolve the lyophilized protein in distilled water.
Storage	-20 to -80°C for 12 months as supplied from date of receipt. -20 to -80°C for 3-6 months in unopened state after reconstitution. 2-8°C for 2-7 days after reconstitution. Recommend to aliquot the protein into smaller quantities for optimal storage. Please avoid freeze-thaw cycles.

Background

Immunoglobulin G (IgG) Fc receptors play a critical role in linking IgG antibody-mediated immune responses with cellular effector functions. A high resolution map of the binding site on human IgG1 for human Fc gamma RI, Fc gamma RIIA, Fc gamma RIIIB, Fc gamma RIIIA, and FcRn receptors has been determined. A common set of IgG1 residues is involved in binding to all Fc gamma R; Fc gamma RII and Fc gamma RIII also utilize residues outside this common set.

Assay Data

Tris-Bis PAGE



Cynomolgus Fc gamma RIII on Tris-Bis PAGE under reduced condition. The purity is greater than 95%.

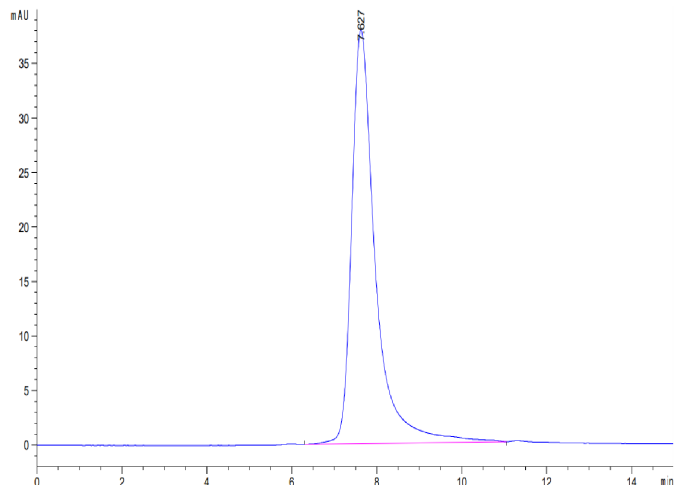
SEC-HPLC

Cynomolgus Fc gamma RIII/CD16 Protein

Cat. No. FGR-CM1R3

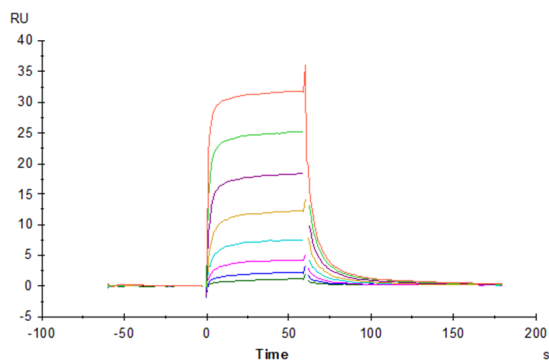


Assay Data



The purity of Cynomolgus Fc gamma RIII is greater than 95% as determined by SEC-HPLC.

SPR Data



Rituximab captured on CM5 Chip via Protein A can bind Cynomolgus Fc gamma RIII, His Tag with an affinity constant of 0.251 μM as determined in SPR assay (Biacore T200).