

# Human FGFR2 beta (IIIb) Protein, Ultra Low Endotoxin

Cat. No. FGR-HM2BB-UL

## Description

<b>Source</b>	Recombinant Human FGFR2 beta (IIIb) Protein is expressed from HEK293 with hFc tag at the C-Terminus. It contains Arg152-Glu378.
<b>Accession</b>	P21802-3
<b>Molecular Weight</b>	The protein has a predicted MW of 52.2 kDa. Due to glycosylation, the protein migrates to 68-75 kDa based on Bis-Tris PAGE result.
<b>Endotoxin</b>	Less than 0.01 EU per µg by the LAL method.
<b>Purity</b>	> 95% as determined by Bis-Tris PAGE > 95% as determined by HPLC

## Formulation and Storage

<b>Formulation</b>	Lyophilized from 0.22 µm filtered solution in PBS (pH 7.4). Normally 8% trehalose is added as protectant before lyophilization.
<b>Reconstitution</b>	Dissolve the lyophilized protein in distilled water. Please refer to the Certificate of Analysis for detailed instructions.
<b>Storage</b>	-20 to -80°C for 12 months as supplied from date of receipt. -80°C for 3 months after reconstitution. Recommend to aliquot the protein into smaller quantities for optimal storage. Please minimize freeze-thaw cycles.

## Background

Four distinct genes encoding closely related FGF receptors, FGFR1-4, are known. All four genes for FGFRs encode proteins with an N-terminal signal peptide, three immunoglobulin (Ig)-like domains, an acid-box region containing a run of acidic residues between the IgI and IgII domains, a transmembrane domain and the split tyrosine-kinase domain. Multiple forms of FGFR1-3 are generated by alternative splicing of the mRNAs. A frequent splicing event involving FGFR1 and 2 results in receptors containing all three Ig domains, referred to as the alpha isoform, or only IgII and IgIII, referred to as the beta isoform.

## Assay Data

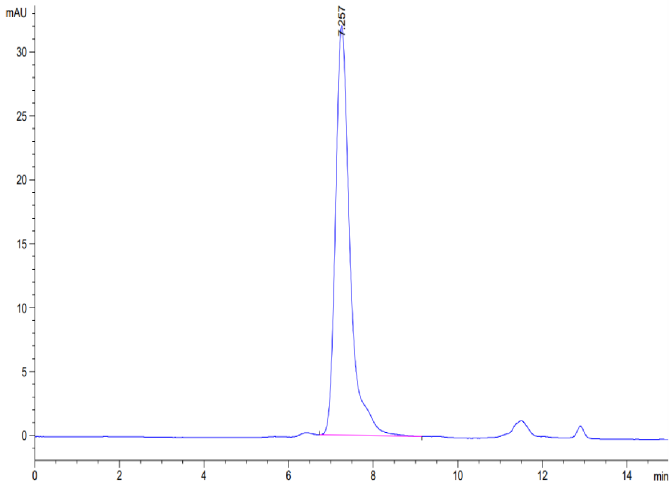
### Bis-Tris PAGE



Human FGFR2 beta (IIIb) on Bis-Tris PAGE under reduced conditions. The purity is greater than 95%.

### SEC-HPLC

Assay Data

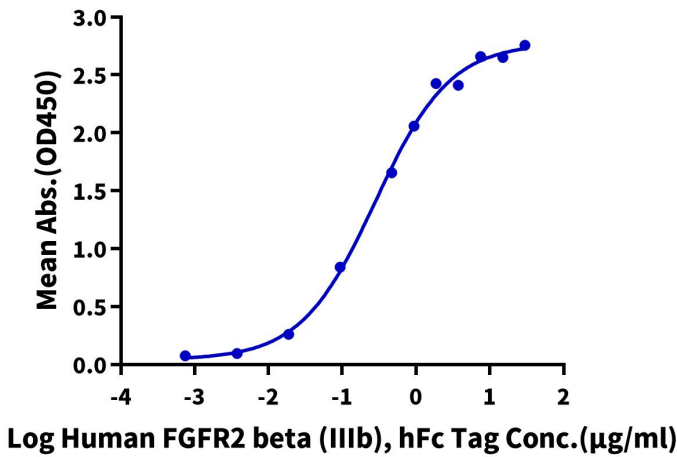


The purity of Human FGFR2 beta (IIIb) is greater than 95% as determined by SEC-HPLC.

ELISA Data

Human FGFR2 beta (IIIb), hFc Tag ELISA

0.5µg Human FGF-7, No Tag Per Well

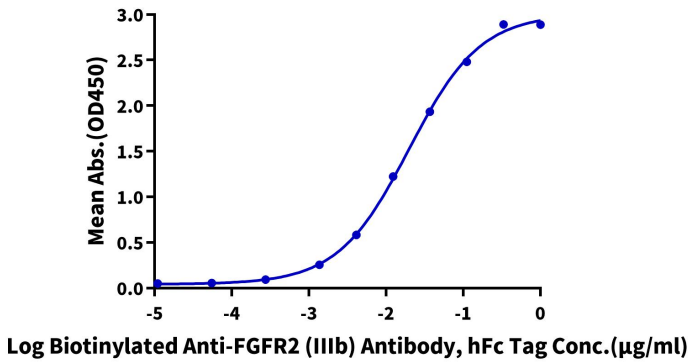


Immobilized Human FGF-7, No Tag at 5 µg/ml (100 µl/well) on the plate. Dose response curve for Human FGFR2 beta (IIIb), hFc Tag with the EC50 of 0.28 µg/ml determined by ELISA.

ELISA Data

Human FGFR2 beta (IIIb), hFc Tag ELISA

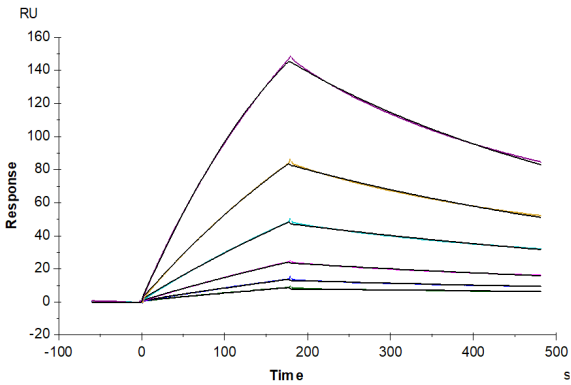
0.05µg Human FGFR2 beta (IIIb), hFc Tag Per Well



Immobilized Human FGFR2 beta (IIIb) , hFc Tag at 0.5 µg/ml (100 µl/Well) on the plate. Dose response curve for Biotinylated Anti-FGFR2 (IIIb) Antibody, hFc Tag with the EC50 of 19.9 ng/ml determined by ELISA.

SPR Data

Assay Data



Human FGF10, No Tag immobilized on CM5  
Chip can bind Human FGFR2 beta (IIIb), hFc Tag  
with an affinity constant of 8.43 nM as determined  
in SPR assay (Biacore T200).