

Human FOLR1 Protein, Ultra Low Endotoxin



Cat. No. FOL-HM4R1-UL

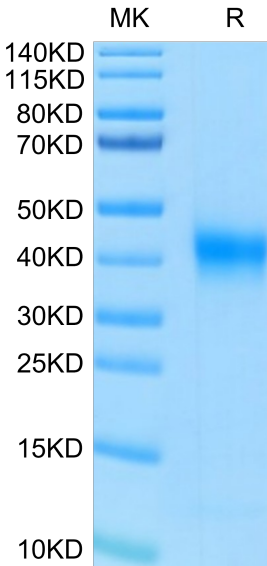
Description	
Source	Recombinant Human FOLR1 Protein is expressed from HEK293 with His tag and Avi tag at the C-Terminus. It contains Arg25-Met233.
Accession	P15328
Molecular Weight	The protein has a predicted MW of 27.5 kDa. Due to glycosylation, the protein migrates to 38-45 kDa based on Bis-Tris PAGE result.
Endotoxin	Less than 0.01 EU per µg by the LAL method.
Purity	> 95% as determined by Bis-Tris PAGE > 95% as determined by HPLC

Formulation and Storage	
Formulation	Lyophilized from 0.22 µm filtered solution in PBS (pH 7.4). Normally 8% trehalose is added as protectant before lyophilization.
Reconstitution	Dissolve the lyophilized protein in distilled water. Please refer to the Certificate of Analysis for detailed instructions.
Storage	-20 to -80°C for 12 months as supplied from date of receipt. -80°C for 3 months after reconstitution. Recommend to aliquot the protein into smaller quantities for optimal storage. Please minimize freeze-thaw cycles.

Background	
Folate Receptor 1 (FOLR1), also known as Folate Receptor alpha and Folate Binding Protein (FBP), is a 37 - 42 kDa protein that mediates the cellular uptake of folic acid and reduced folates. Dietary folates are required for many key metabolic processes including nucleotide and methionine synthesis, the interconversion of glycine and serine, and histidine breakdown. FOLR1 binds to folate and reduced folic acid derivatives and mediates delivery of 5-methyltetrahydrofolate and folate analogs into the interior of cells. Has high affinity for folate and folic acid analogs at neutral pH.	

Assay Data

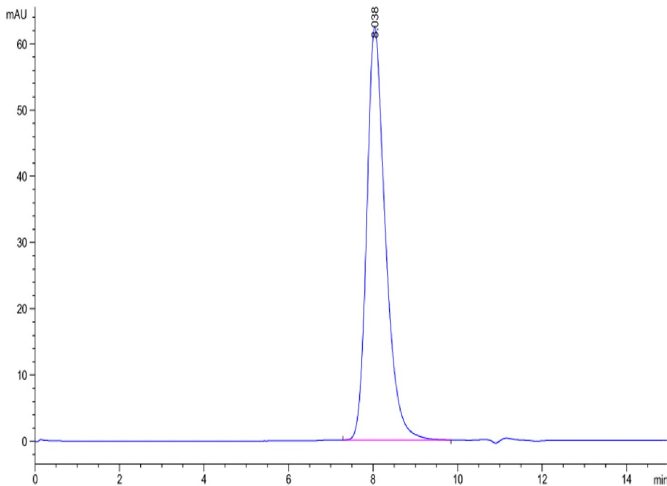
Bis-Tris PAGE



Human FOLR1 on Bis-Tris PAGE under reduced condition. The purity is greater than 95%.

SEC-HPLC

Assay Data

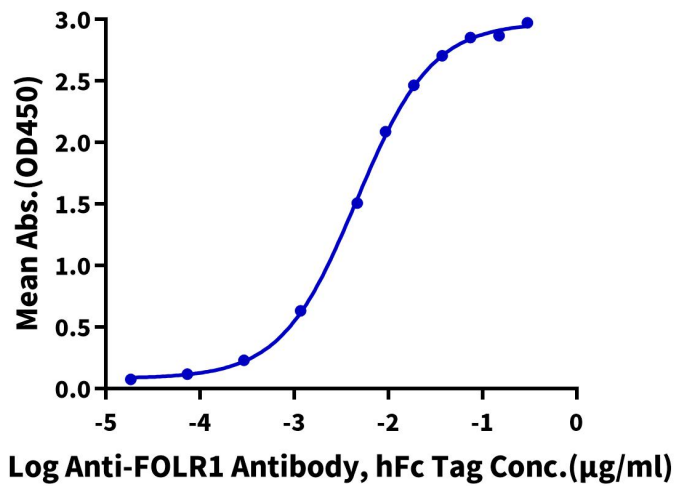


The purity of Human FOLR1 is greater than 95% as determined by SEC-HPLC.

ELISA Data

Human FOLR1, His Tag ELISA

0.1µg Human FOLR1, His Tag Per Well



Immobilized Human FOLR1, His Tag at 1 µg/ml (100 µl/Well) on plate. Dose response curve for Anti-FOLR1 Antibody, hFc Tag with the EC50 of 4.6 ng/ml determined by ELISA (QC Test).