

# Human TNFSF15 Protein

Cat. No. FSF-HM215

## Description

<b>Source</b>	Recombinant Human TNFSF15 Protein is expressed from HEK293 with monomeric Fc tag at the N-terminus. It contains Leu72-Leu251.
<b>Accession</b>	O95150-1
<b>Molecular Weight</b>	The protein has a predicted MW of 44.87 kDa. Due to glycosylation, the protein migrates to 48-60 kDa based on Bis-Tris PAGE result.
<b>Endotoxin</b>	Less than 1EU per $\mu\text{g}$ by the LAL method.
<b>Purity</b>	> 95% as determined by Bis-Tris PAGE > 90% as determined by HPLC

## Formulation and Storage


<b>Formulation</b>	Lyophilized from 0.22 $\mu\text{m}$ filtered solution in PBS (pH 7.4). Normally 8% trehalose is added as protectant before lyophilization.
<b>Reconstitution</b>	Centrifuge the tube before opening. Reconstituting to a concentration more than 100 $\mu\text{g}/\text{ml}$ is recommended. Dissolve the lyophilized protein in distilled water.
<b>Storage</b>	-20 to -80°C for 12 months as supplied from date of receipt. -80°C for 3 months after reconstitution. Recommend to aliquot the protein into smaller quantities for optimal storage. Please minimize freeze-thaw cycles.

## Background

TNF superfamily member 15 (TNFSF15), a cytokine largely produced by vascular endothelial cells and a specific inhibitor of the proliferation of these same cells, can inhibit VEGF-induced vascular permeability in vitro and in vivo, and that death receptor 3 (DR3), a cell surface receptor of TNFSF15, mediates TNFSF15-induced dephosphorylation of VEGFR2.

## Assay Data

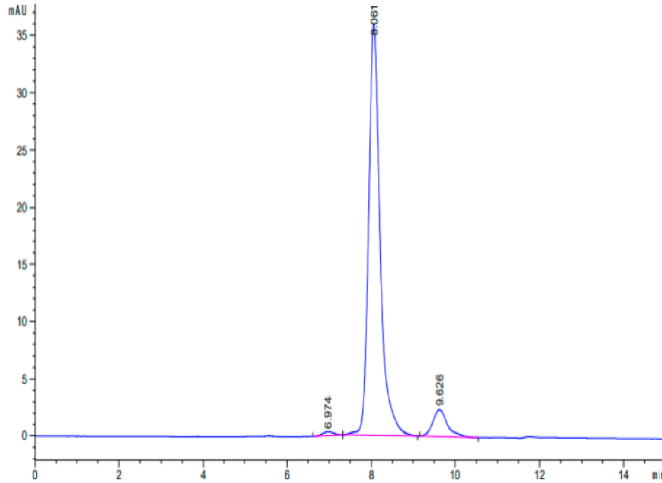
### Bis-Tris PAGE



Human TNFSF15 on Bis-Tris PAGE under reduced condition. The purity is greater than 95%.

### SEC-HPLC

Assay Data

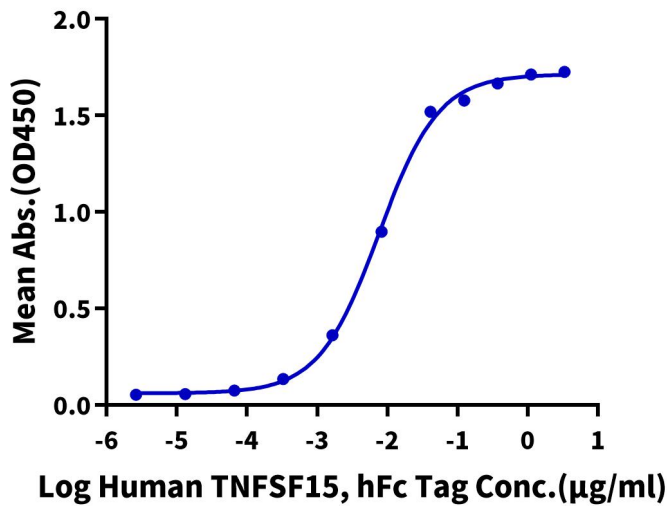


The purity of Human TNFSF15 is greater than 90% as determined by SEC-HPLC.

ELISA Data

**Human TNFSF15, hFc Tag ELISA**

0.05µg Mouse DR3, His Tag Per Well

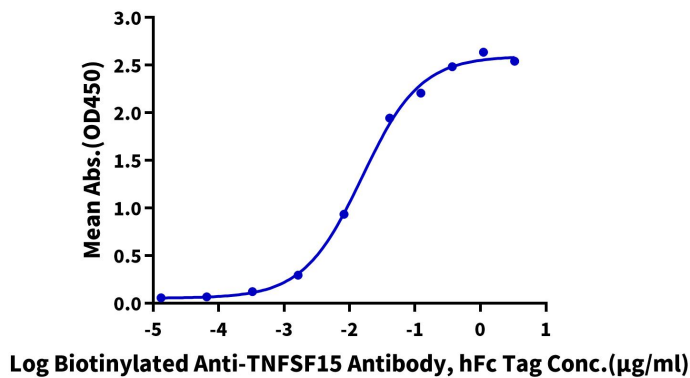


Immobilized Mouse DR3, His Tag at 0.5µg/ml (100µl/well) on the plate. Dose response curve for Human TNFSF15, hFc Tag with the EC50 of 7.5ng/ml determined by ELISA (QC Test).

ELISA Data

**Human TNFSF15, hFc Tag ELISA**

0.1µg Human TNFSF15, hFc Tag Per Well



Immobilized Human TNFSF15, hFc Tag at 1µg/ml (100µl/well) on the plate. Dose response curve for Biotinylated Anti-TNFSF15 Antibody, hFc Tag with the EC50 of 15.5ng/ml determined by ELISA.