

Biotinylated Human GDF15 (H202D) Protein (Primary Amine Labeling)



Cat. No. GDF-HM216B

Description

Source	Recombinant Biotinylated Human GDF15 (H202D) Protein (Primary Amine Labeling) is expressed from HEK293 with hFc tag at the N-terminus. It contains Ala197-Ile308 (H202D).
Accession	Q99988
Molecular Weight	The protein has a predicted MW of 37.88 kDa. Due to glycosylation, the protein migrates to 40-50 kDa based on Tris-Bis PAGE result.
Endotoxin	Less than 1EU per µg by the LAL method.
Purity	> 95% as determined by Tris-Bis PAGE > 95% as determined by HPLC

Formulation and Storage

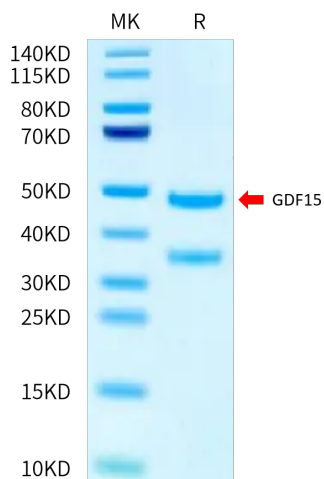
Formulation	Lyophilized from 0.22 µm filtered solution in PBS (pH 7.4). Normally 8% trehalose is added as protectant before lyophilization.
Reconstitution	Centrifuge the tube before opening. Reconstituting to a concentration more than 100 µg/ml is recommended. Dissolve the lyophilized protein in distilled water.
Storage	-20 to -80°C for 12 months as supplied from date of receipt. -20 to -80°C for 3-6 months in unopened state after reconstitution. 2-8°C for 2-7 days after reconstitution. Recommend to aliquot the protein into smaller quantities for optimal storage. Please minimize freeze-thaw cycles.

Background

Growth and differentiation factor 15 (GDF15) is an inflammation-associated hormone with poorly defined biology. Here, we investigated the role of GDF15 in bacterial and viral infections. Inflammation induced GDF15, and that GDF15 was necessary for surviving both bacterial and viral infections, as well as sepsis. The protective effects of GDF15 were largely independent of pathogen control or the magnitude of inflammatory response, suggesting a role in disease tolerance.

Assay Data

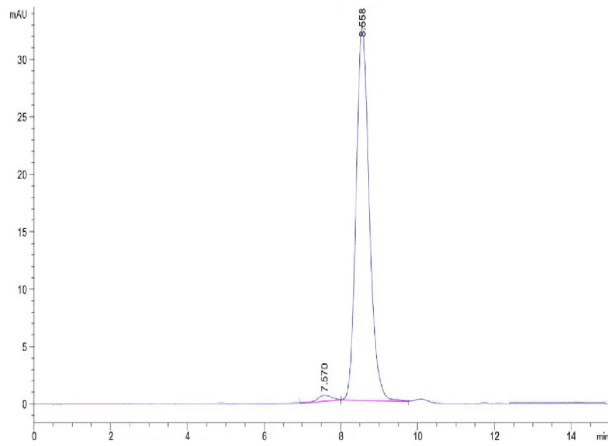
Tris-Bis PAGE



Biotinylated Human GDF15 (H202D) on Tris-Bis PAGE under reduced condition. The purity is greater than 95%.

SEC-HPLC

Assay Data



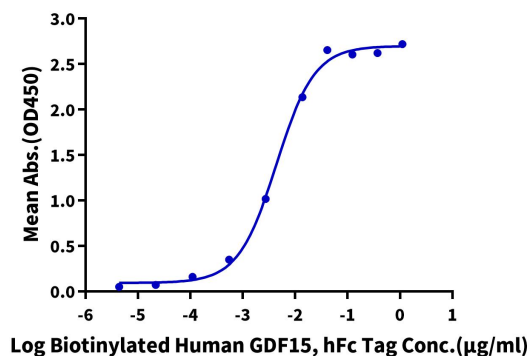
The purity of Biotinylated Human GDF15 (H202D) is greater than 95% as determined by SEC-HPLC.

Assay Data

ELISA Data

Biotinylated Human GDF15 (H202D), hFc Tag ELISA

0.05µg Human GFRAL, His Tag Per Well



Immobilized Human GFRAL, His Tag at 0.5µg/ml (100µl/well) on the plate. Dose response curve for Biotinylated Human GDF15 (H202D), hFc Tag with the EC50 of 4.4ng/ml determined by ELISA.