

Biotinylated Mouse Latent GDF-8 Protein (pro&latent)

Cat. No. GDF-MM408B

Description

Source	Recombinant Biotinylated Mouse Latent GDF-8 Protein (pro&latent) is expressed from HEK293 with His tag and Avi tag at the N-terminus. It contains Asn25-Ser376.
Accession	O08689
Molecular Weight	The protein has a predicted MW of 42.99 kDa. Due to glycosylation, the protein migrates to 13-15 kDa, 38-40 kDa and 48-55 kDa based on Bis-Tris PAGE result.
Endotoxin	Less than 1 EU per µg by the LAL method.
Purity	> 95% as determined by Bis-Tris PAGE > 95% as determined by HPLC

Formulation and Storage

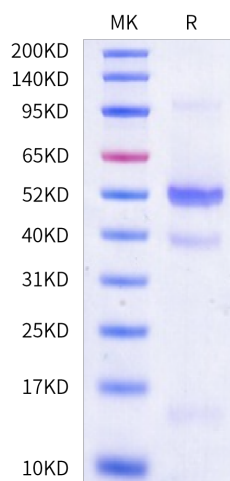
Formulation	Lyophilized from 0.22 µm filtered solution in PBS (pH 7.4). Normally 8% trehalose is added as protectant before lyophilization.
Reconstitution	Dissolve the lyophilized protein in distilled water. Please refer to the Certificate of Analysis for detailed instructions.
Storage	-20 to -80°C for 12 months as supplied from date of receipt. -80°C for 3 months after reconstitution. Recommend to aliquot the protein into smaller quantities for optimal storage. Please minimize freeze-thaw cycles.

Background

Growth/differentiation factor 8 (GDF8), or myostatin, negatively regulates muscle mass. GDF8 is held in a latent state through interactions with its N-terminal prodomain. GDF8, like numerous TGF-β family members, is a disulfidelinked dimer that is synthesized as a precursor protein which requires cleavage by a furin-like protease to yield an N-terminal prodomain and a C-terminal mature, signaling domain.

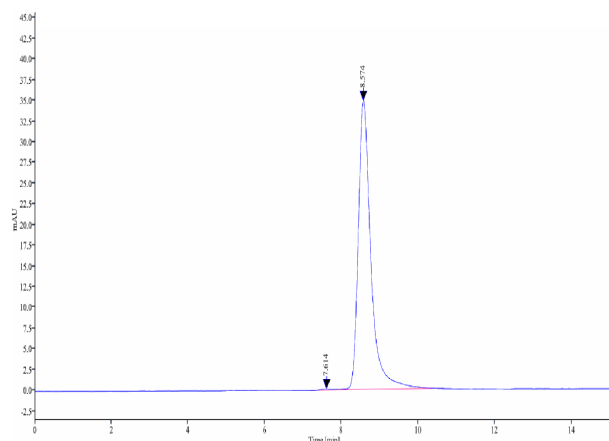
Assay Data

Bis-Tris PAGE



Biotinylated Mouse Latent GDF-8 (pro&latent) on Bis-Tris PAGE under reduced condition. The purity is greater than 95%.

SEC-HPLC



The purity of Biotinylated Mouse Latent GDF-8 (pro&latent) is greater than 95% as determined by SEC-HPLC.

Biotinylated Mouse Latent GDF-8 Protein (pro&latent)

Cat. No. GDF-MM408B

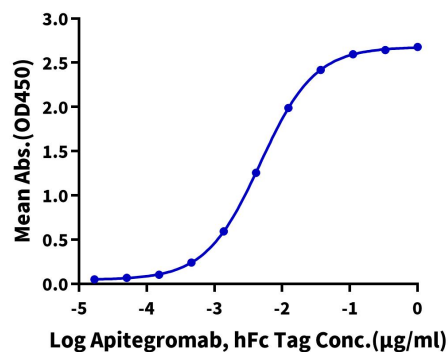


Assay Data

ELISA Data

Biotinylated Mouse Latent GDF-8, His AviTag ELISA

0.05µg Biotinylated Mouse Latent GDF-8, His Avi Tag Per Well



Immobilized Biotinylated Mouse Latent GDF-8, His Avi Tag at 0.5µg/ml (100µl/well) on the streptavidin precoated plate (5µg/ml). Dose response curve for Apitegromab, hFc Tag with the EC50 of 4.8ng/ml determined by ELISA.