

Cynomolgus GITR/TNFRSF18 Protein

Cat. No. GTR-CM101

Description

Source	Recombinant Cynomolgus GITR/TNFRSF18 Protein is expressed from HEK293 with His tag at the C-Terminus. It contains Gln20-Pro156.
Accession	XP_005545180.2
Molecular Weight	The protein has a predicted MW of 15.87 kDa. Due to glycosylation, the protein migrates to 25-30 kDa based on Bis-Tris PAGE result.
Endotoxin	Less than 1EU per μg by the LAL method.
Purity	> 95% as determined by Bis-Tris PAGE

Formulation and Storage

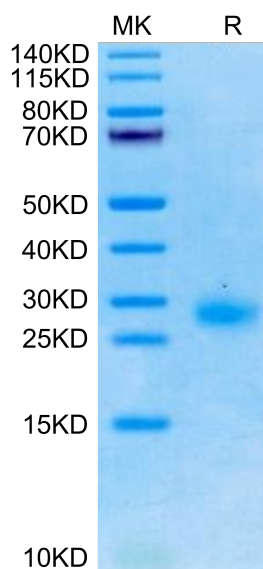
Formulation	Supplied as 0.22 μm filtered solution in PBS (pH 7.4).
Storage	Valid for 12 months from date of receipt when stored at -80°C. Recommend to aliquot the protein into smaller quantities for optimal storage. Please minimize freeze-thaw cycles.

Background

GITR (glucocorticoid-induced tumor necrosis factor receptor), also known as AITR and TNFRSF18, is a 40 kDa transmembrane glycoprotein that functions in immune regulation. GIRT is a receptor for TNFSF18. Seems to be involved in interactions between activated T-lymphocytes and endothelial cells and in the regulation of T-cell receptor-mediated cell death. Mediated NF-kappa-B activation via the TRAF2/NIK pathway.

Assay Data

Bis-Tris PAGE



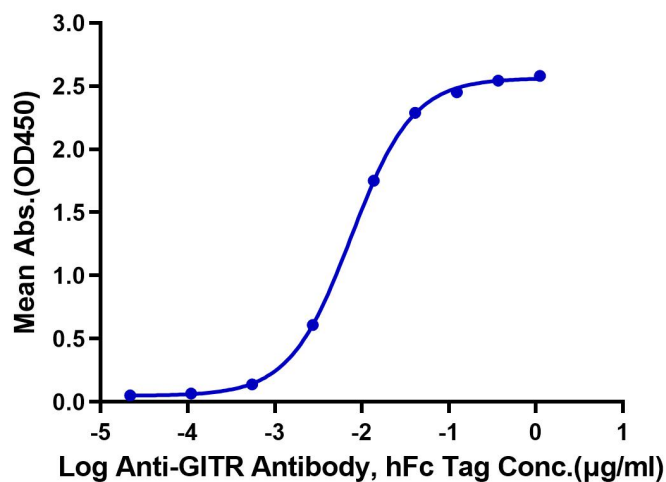
Cynomolgus GITR on Bis-Tris PAGE under reduced condition. The purity is greater than 95%.

ELISA Data

Assay Data

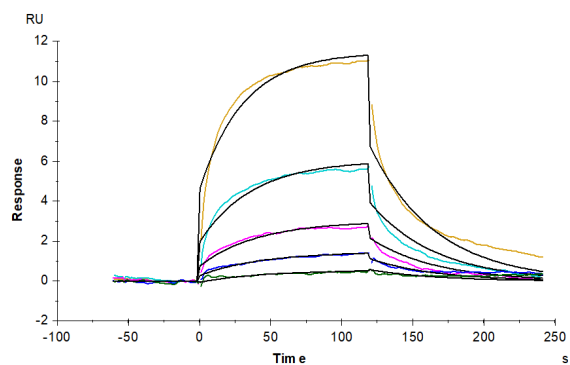
Cynomolgus GITR, His Tag ELISA

0.05µg Cynomolgus GITR, His Tag Per Well



Immobilized Cynomolgus GITR, His Tag at 0.5µg/ml (100µl/well) on the plate. Dose response curve for Anti-GITR Antibody, hFc Tag with the EC50 of 7.6ng/ml determined by ELISA (QC Test).

SPR Data



Cynomolgus GITR Ligand, His Tag immobilized on CM5 Chip can bind Cynomolgus GITR, His Tag with an affinity constant of 0.21 µM as determined in SPR assay (Biacore T200).