

Biotinylated Human GITR/TNFRSF18 Protein

Cat. No. GTR-HM401B

Description

Source	Recombinant Biotinylated Human GITR/TNFRSF18 Protein is expressed from HEK293 with His tag and Avi tag at the C-Terminus. It contains Gln26-Glu161.
Accession	Q9Y5U5-1
Molecular Weight	The protein has a predicted MW of 17.2 kDa. Due to glycosylation, the protein migrates to 26-28 kDa based on Bis-Tris PAGE result.
Endotoxin	Less than 1EU per μg by the LAL method.
Purity	> 95% as determined by Bis-Tris PAGE > 95% as determined by HPLC

Formulation and Storage

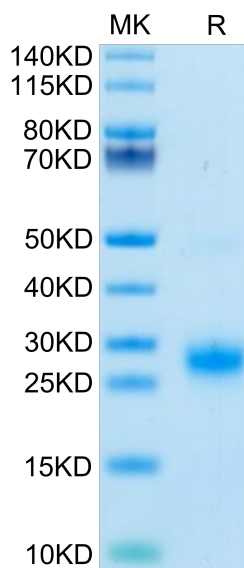
Formulation	Supplied as 0.22 μm filtered solution in PBS (pH 7.4).
Storage	Valid for 12 months from date of receipt when stored at -80°C. Recommend to aliquot the protein into smaller quantities for optimal storage. Please minimize freeze-thaw cycles.

Background

GITR (glucocorticoid-induced tumor necrosis factor receptor), also known as AITR and TNFRSF18, is a 40 kDa transmembrane glycoprotein that functions in immune regulation. GIRT is a receptor for TNFSF18. Seems to be involved in interactions between activated T-lymphocytes and endothelial cells and in the regulation of T-cell receptor-mediated cell death. Mediated NF-kappa-B activation via the TRAF2/NIK pathway.

Assay Data

Bis-Tris PAGE



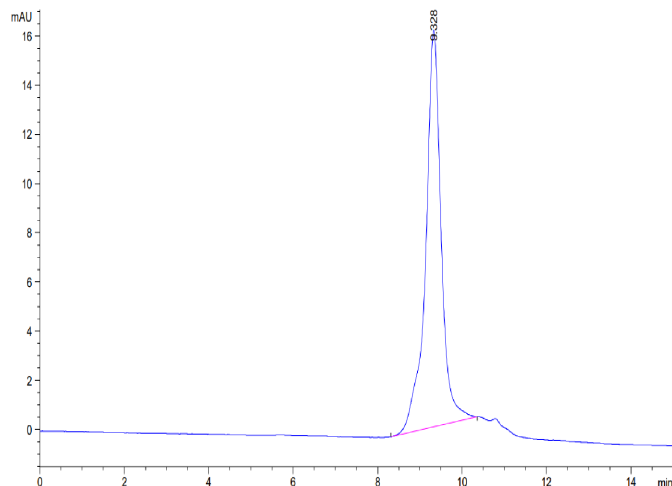
Biotinylated Human GITR on Bis-Tris PAGE under reduced condition. The purity is greater than 95%.

SEC-HPLC

Biotinylated Human GITR/TNFRSF18 Protein

Cat. No. GTR-HM401B

Assay Data

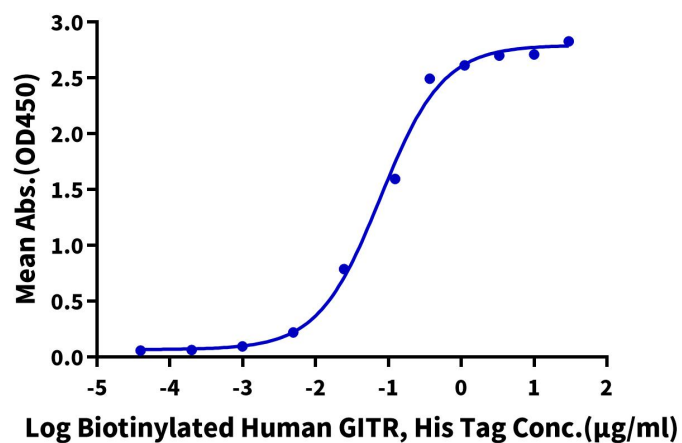


The purity of Biotinylated Human GITR is greater than 95% as determined by SEC-HPLC.

ELISA Data

Biotinylated Human GITR, His Tag ELISA

0.5 μ g Human GITR Ligand Trimer, hFc Tag Per Well



Immobilized Human GITR Ligand Trimer, hFc Tag at 5 μ g/ml (100 μ l/well) on the plate. Dose response curve for Biotinylated Human GITR, His Tag with the EC50 of 77.9ng/ml determined by ELISA.