

# Biotinylated Human Her4/ErbB4 Protein

Cat. No. HER-HM4B4B

## Description

<b>Source</b>	Recombinant Biotinylated Human Her4/ErbB4 Protein is expressed from HEK293 with His tag and Avi tag at the C-Terminus. It contains Gln26-Pro651.
<b>Accession</b>	Q15303-1
<b>Molecular Weight</b>	The protein has a predicted MW of 72.7 kDa. Due to glycosylation, the protein migrates to 75-110 kDa based on Bis-Tris PAGE result.
<b>Endotoxin</b>	Less than 1EU per $\mu\text{g}$ by the LAL method.
<b>Purity</b>	> 95% as determined by Bis-Tris PAGE > 95% as determined by HPLC

## Formulation and Storage


<b>Formulation</b>	Supplied as 0.22 $\mu\text{m}$ filtered solution in PBS (pH 7.4).
<b>Storage</b>	Valid for 12 months from date of receipt when stored at -80°C. Recommend to aliquot the protein into smaller quantities for optimal storage. Please minimize freeze-thaw cycles.

## Background

Her4, a member of the EGF receptor family, plays a variety of roles in physiological and pathological states. Genetic studies have indicated a link between Her4 and type 2 diabetes and obesity. Her4 may play an important role in glucose homeostasis and lipogenesis. Her4 deficiency-related obesity and adipose tissue inflammation may contribute to the development of MetS.

## Assay Data

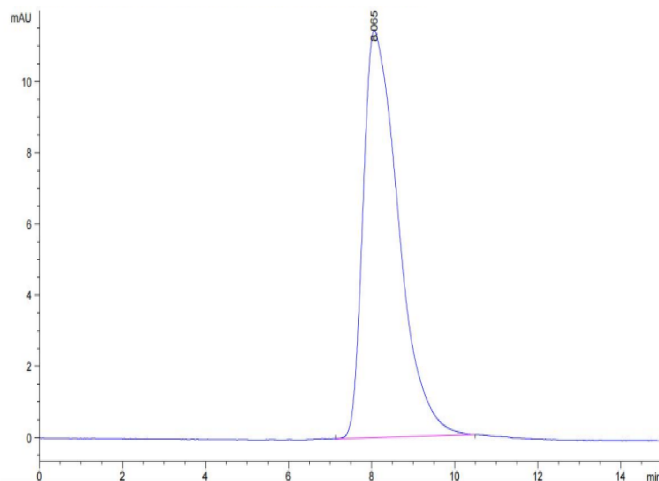
### Bis-Tris PAGE



Biotinylated Human Her4 on Bis-Tris PAGE under reduced condition. The purity is greater than 95%.

### SEC-HPLC

Assay Data

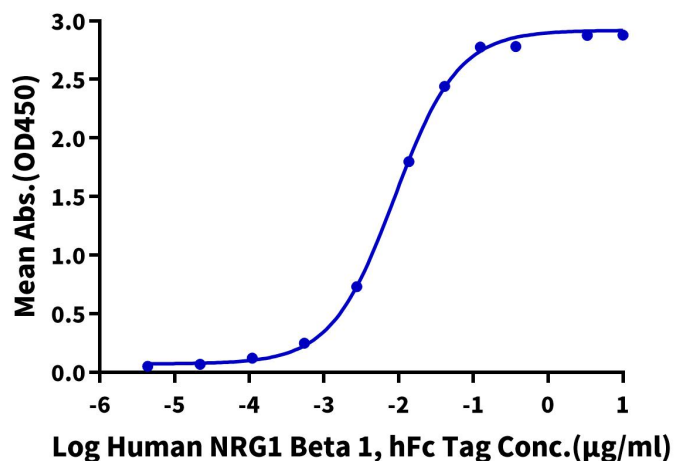


The purity of Biotinylated Human Her4 is greater than 95% as determined by SEC-HPLC.

ELISA Data

**Biotinylated Human Her4, His Tag ELISA**

0.2µg Biotinylated Human Her4, His Tag Per Well



Immobilized Biotinylated Human Her4, His Tag at 2µg/ml (100µl/well) on the streptavidin precoated plate (5µg/ml). Dose response curve for Human NRG1 Beta 1, hFc Tag with the EC50 of 8.8ng/ml determined by ELISA.