

Human HGF Protein

Cat. No. HGF-HM101

Description

Source	Recombinant Human HGF Protein is expressed from HEK293 with His tag at the C-Terminus. It contains Gln32-Ser728.
Accession	P14210-1
Molecular Weight	The HGF single chain can be processed into the active form of disulfide-linked heterodimer of α and β chain. The protein has a predicted MW of 79.6 kDa (after cleavage of the signal peptide). Due to glycosylation, the protein migrates to 60-65 kDa and 30-40 kDa corresponding to α chain and β chain based on Bis-Tris PAGE result.
Endotoxin	Less than 0.1EU per μ g by the LAL method.
Purity	> 95% as determined by Bis-Tris PAGE > 95% as determined by HPLC

Formulation and Storage

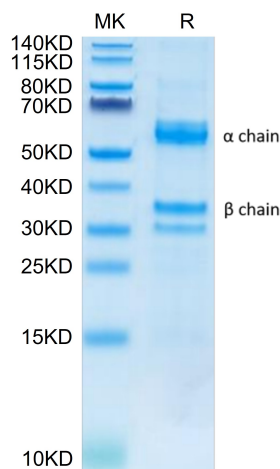
Formulation	Lyophilized from 0.22 μ m filtered solution in PBS, 200mM L-arginine (pH 7.4). Normally 8% trehalose is added as protectant before lyophilization.
Reconstitution	Centrifuge the tube before opening. Reconstituting to a concentration more than 100 μ g/ml is recommended. Dissolve the lyophilized protein in distilled water.
Storage	-20 to -80°C for 12 months as supplied from date of receipt. -80°C for 3 months after reconstitution. Recommend to aliquot the protein into smaller quantities for optimal storage. Please minimize freeze-thaw cycles.

Background

Hepatocyte growth factor (HGF) is an important component of the pathophysiology of IR, with increased levels in most common IR conditions, including obesity. HGF has a role in the metabolic flux of glucose in different insulin sensitive cell types.

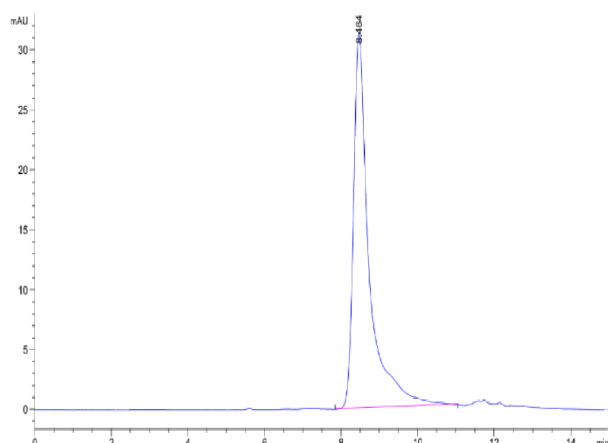
Assay Data

Bis-Tris PAGE



Human HGF on Bis-Tris PAGE under reduced condition. The purity is greater than 95%.

SEC-HPLC



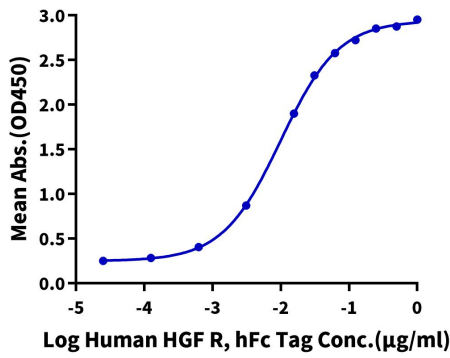
The purity of Human HGF Protein is greater than 95% as determined by SEC-HPLC.

Assay Data

ELISA Data

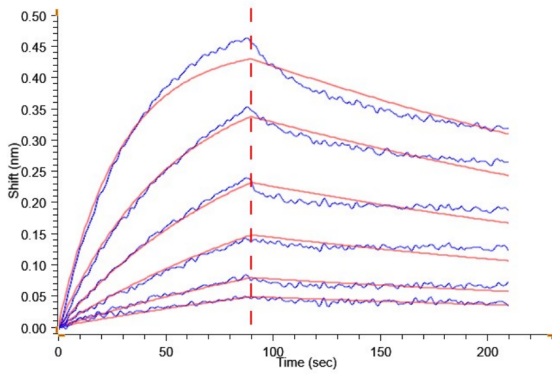
Human HGF, His Tag ELISA

0.2µg Human HGF, His Tag Per Well



Immobilized Human HGF, His Tag at 2µg/ml (100µl/Well) on the plate. Dose response curve for Human HGF R, hFc Tag with the EC50 of 9.9ng/ml determined by ELISA.

BLI Data



Loaded Human HGF R, hFc Tag on ProA-Biosensor can bind Human HGF, His Tag with an affinity constant of 4.32 nM as determined in BLI assay (Gator® Prime).