

Human IL-17A&F Protein

Cat. No. IAF-HM117

Description

Source	Recombinant Human IL-17A&F Protein is expressed as a heterodimer of IL-17A and IL-17F by co-expression in HEK293. Subunit IL-17A is fused with a Strep II tag at the N-terminus and subunit IL-17F is fused with a His tag at the N-terminus. It contains Gly24-Ala155 (IL-17A) and Arg31-Gln163 (IL-17F).
Accession	Q16552-1(IL-17A)&Q96PD4(IL-17F)
Molecular Weight	The protein has a predicted MW of 16.16 kDa (IL-17A) and 16 kDa (IL-17F). Due to glycosylation, the protein migrates to 17-23 kDa and 25-30 kDa based on Bis-Tris PAGE result.
Endotoxin	Less than 0.1 EU per µg by the LAL method.
Purity	> 95% as determined by Bis-Tris PAGE > 95% as determined by HPLC

Formulation and Storage

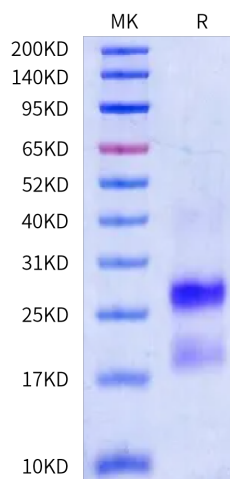
Formulation	Lyophilized from 0.22 µm filtered solution in PBS (pH 7.4). Normally 8% trehalose is added as protectant before lyophilization.
Reconstitution	Dissolve the lyophilized protein in distilled water. Please refer to the Certificate of Analysis for detailed instructions.
Storage	-20 to -80°C for 12 months as supplied from date of receipt. -80°C for 3 months after reconstitution. Recommend to aliquot the protein into smaller quantities for optimal storage. Please minimize freeze-thaw cycles.

Background

Interleukin17A (IL17A), also known as CTLA8, is a 1520 kDa glycosylated cytokine that plays an important role in antimicrobial and chronic inflammation. The six IL17 cytokines (IL17AF) are encoded by separate genes but adopt a conserved cystine knot fold. IL-17A is a ligand for IL17RA and IL17RC. The heterodimer formed by IL17A and IL17F is a ligand for the heterodimeric complex formed by IL17RA and IL17RC. Involved in inducing stromal cells to produce proinflammatory and hematopoietic cytokines.

Assay Data

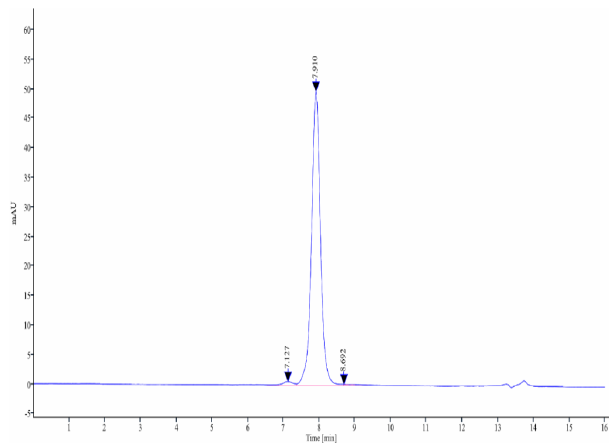
Bis-Tris PAGE



Human IL-17A&F on Bis-Tris PAGE under reduced condition. The purity is greater than 95%.

SEC-HPLC

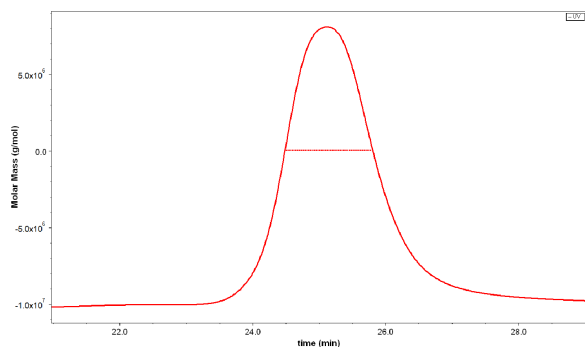
Assay Data



The purity of Human IL-17A&F is greater than 95% as determined by SEC-HPLC.

Assay Data

SEC-MALS

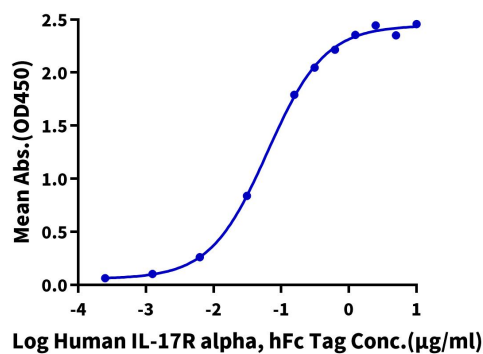


The purity of Human IL-17A&F is greater than 95% and the molecular weight of this protein is around 37-50 kDa as determined by SEC-MALS.

ELISA Data

Human IL-17A&F, His Tag ELISA

0.1µg Human IL-17A&F, His Tag Per Well

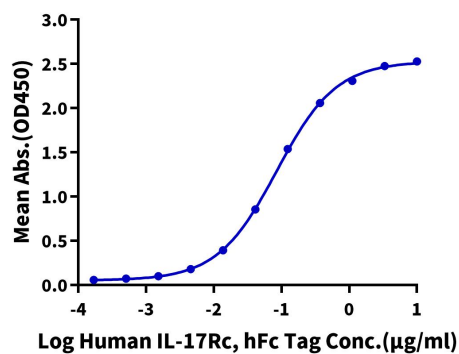


Immobilized Human IL-17A&F, His Tag at 1µg/ml (100µl/well) on the plate. Dose response curve for Human IL-17R alpha, hFc Tag (Cat. CD7-HM2RA) with the EC50 of 62.6ng/ml determined by ELISA.

ELISA Data

Human IL-17A&F, His Tag ELISA

0.2µg Human IL-17A&F, His Tag Per Well



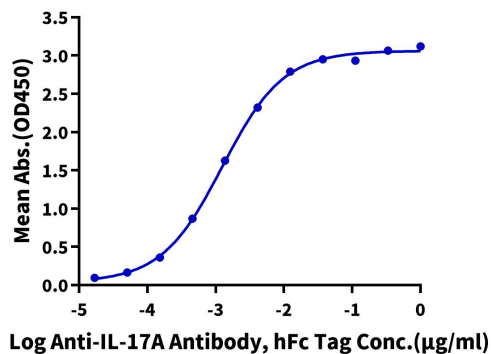
Immobilized Human IL-17A&F, His Tag at 2µg/ml (100µl/well) on the plate. Dose response curve for Human IL-17Rc, hFc Tag (Cat. IL1-HM2RC) with the EC50 of 85.2ng/ml determined by ELISA.

ELISA Data

Assay Data

Human IL-17A&F, His Tag ELISA

0.05µg Human IL-17A&F, His Tag Per Well



Immobilized Human IL-17A&F, His Tag at 0.5µg/ml (100µl/well) on the plate. Dose response curve for Anti-IL-17A Antibody, hFc Tag with the EC50 of 1.3ng/ml determined by ELISA.