

Human ICOS/CD278 Protein

Cat. No. ICO-HM101

Description

Source	Recombinant Human ICOS/CD278 Protein is expressed from HEK293 with His tag at the C-Terminus. It contains Glu21-Gln134.
Accession	Q9Y6W8-1
Molecular Weight	The protein has a predicted MW of 14.6 kDa. Due to glycosylation, the protein migrates to 25-35 kDa based on Tris-Bis PAGE result.
Endotoxin	Less than 1EU per µg by the LAL method.
Purity	> 90% as determined by Tris-Bis PAGE > 90% as determined by HPLC

Formulation and Storage

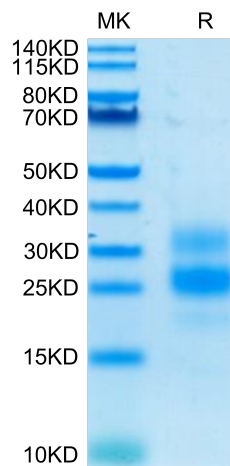
Formulation	Lyophilized from 0.22 µm filtered solution in PBS (pH 7.4). Normally 8% trehalose is added as protectant before lyophilization.
Reconstitution	Centrifuge the tube before opening. Reconstituting to a concentration more than 100 µg/ml is recommended. Dissolve the lyophilized protein in distilled water.
Storage	-20 to -80°C for 12 months as supplied from date of receipt. -80°C for 3-6 months after reconstitution. 2-8°C for 2-7 days after reconstitution. Recommend to aliquot the protein into smaller quantities for optimal storage. Please minimize freeze-thaw cycles.

Background

Inducible co-stimulator (ICOS), also called AILIM (activation-inducible lymphocyte immunomediatory molecule) and CRP-1 (CD28-related protein-1), is a member of the growing CD28 family of immune costimulatory receptors. Other family members are CD28, CTLA-4 and PD-1. Human ICOS is a homodimeric type I transmembrane protein consisting of 199 amino acids (aa) with a putative 20 aa signal sequence, a 121 aa extracellular domain, a 23 aa transmembrane region, and a 35 aa cytoplasmic domain.

Assay Data

Tris-Bis PAGE



Human ICOS on Tris-Bis PAGE under reduced condition. The purity is greater than 90%.

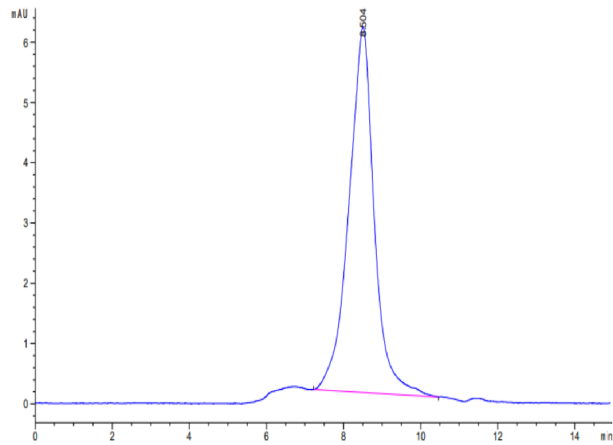
SEC-HPLC

Human ICOS/CD278 Protein

Cat. No. ICO-HM101



Assay Data



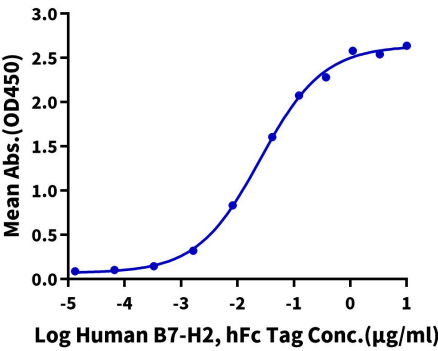
The purity of Human ICOS is greater than 90% as determined by SEC-HPLC.

Assay Data

ELISA Data

Human ICOS, His Tag ELISA

0.05µg Human ICOS, His Tag Per Well



Immobilized Human ICOS, His Tag at 0.5µg/ml (100µl/Well) on the plate. Dose response curve for Human B7-H2, hFc Tag with the EC50 of 25.3ng/ml determined by ELISA.