

Human ICOS/CD278 (C136S, C137S) Protein

Cat. No. ICO-HM102

Description

Source	Recombinant Human ICOS/CD278(C136S, C137S) Protein is expressed from HEK293 with His tag at the C-Terminus. It contains Glu21-Phe141(C136S,C137S).
Accession	Q9Y6W8-1
Molecular Weight	The protein has a predicted MW of 14.8 kDa. Due to glycosylation, the protein migrates to 35-40 kDa based on Tris-Bis PAGE result.
Endotoxin	Less than 1EU per µg by the LAL method.
Purity	> 95% as determined by Tris-Bis PAGE > 95% as determined by HPLC

Formulation and Storage

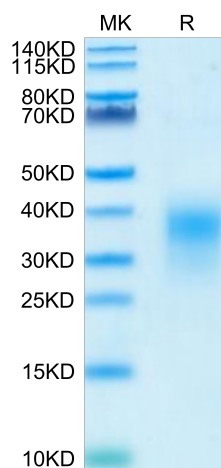
Formulation	Lyophilized from 0.22µm filtered solution in PBS (pH 7.4). Normally 8% trehalose is added as protectant before lyophilization.
Reconstitution	Centrifuge the tube before opening. Reconstituting to a concentration more than 100 µg/ml is recommended. Dissolve the lyophilized protein in distilled water.
Storage	-20 to -80°C for 12 months as supplied from date of receipt. -80°C for 3-6 months after reconstitution. 2-8°C for 2-7 days after reconstitution. Recommend to aliquot the protein into smaller quantities for optimal storage. Please minimize freeze-thaw cycles.

Background

Inducible co-stimulator (ICOS), also called AILIM (activation-inducible lymphocyte immunomediatory molecule) and CRP-1 (CD28-related protein-1), is a member of the growing CD28 family of immune costimulatory receptors. Other family members are CD28, CTLA-4 and PD-1. Human ICOS is a homodimeric type I transmembrane protein consisting of 199 amino acids (aa) with a putative 20 aa signal sequence, a 121 aa extracellular domain, a 23 aa transmembrane region, and a 35 aa cytoplasmic domain.

Assay Data

Tris-Bis PAGE



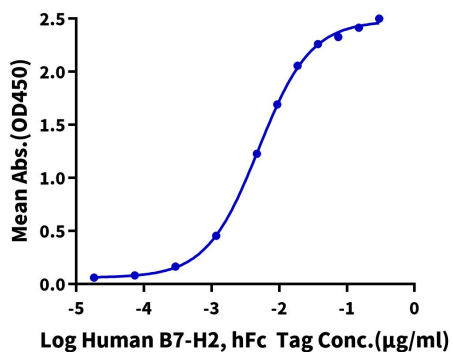
Human ICOS (C136S,C137S) on Tris-Bis PAGE under reduced condition. The purity is greater than 95%.

ELISA Data

Assay Data

Human ICOS (C136S, C137S), His Tag ELISA

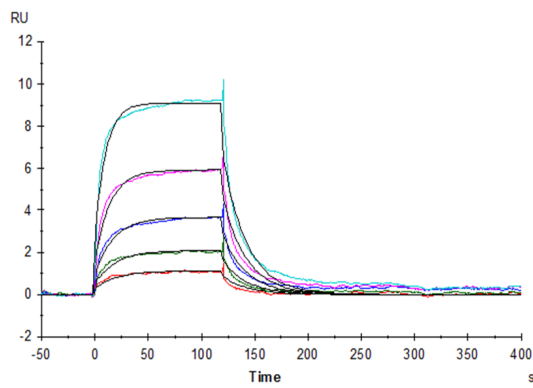
0.5µg Human ICOS (C136S, C137S), His Tag Per Well



Immobilized Human ICOS (C136S, C137S), His Tag at 5µg/ml (100µl/Well) on the plate. Dose response curve for Human B7-H2, hFc Tag with the EC50 of 5.0ng/ml determined by ELISA (QC Test).

Assay Data

SPR Data



Human B7-H2, hFc Tag captured on Protein A chip, can bind Human ICOS (C136S,C137S) , His Tag with an affinity constant of 40.2nM as determined in a SPR assay (Biacore T200).