Human ICOS/CD278 (Q50A) Protein

Cat. No. ICO-HM20M

Description

Source	Recombinant Human ICOS/CD278 (Q50A) Protein is expressed from HEK293 with hFc tag at the C-Terminus.
	It contains Glu21-Phe141.
Accession	Q9Y6W8-1
Molecular Weight	The protein has a predicted MW of 40.45 kDa. Due to glycosylation, the protein migrates to 55-65 kDa based on Tris-Bis PAGE result.
Endotoxin	Less than 1EU per μg by the LAL method.
Purity	> 95% as determined by Tris-Bis PAGE
	> 95% as determined by HPLC

Formulation and Storage

Formulation	Supplied as 0.22μm filtered solution in PBS (pH 7.4).
Storage	Valid for 12 months from date of receipt when stored at -80°C. Recommend to aliquot the protein into smaller quantities for optimal storage. Please minimize freeze-thaw cycles.

Background

Inducible co-stimulator (ICOS), also called AILIM (activiation-inducible lymphocyte immunomediatory molecule) and CRP-1 (CD28-related protein-1), is a member of the growing CD28 family of immune costimulatory receptors. Other family members are CD28, CTLA-4 and PD-1. Human ICOS is a homodimeric type I transmembrane protein consisting of 199 amino acids (aa) with a putative 20 aa signal sequence, a 121 aa extracellular domain, a 23 aa transmembrane region, and a 35 aa cytoplasmic domain.

Assay Data

Tris-Bis PAGE



Human ICOS (Q50A) on Tris-Bis PAGE under reduced condition. The purity is greater than 95%.

SEC-HPLC

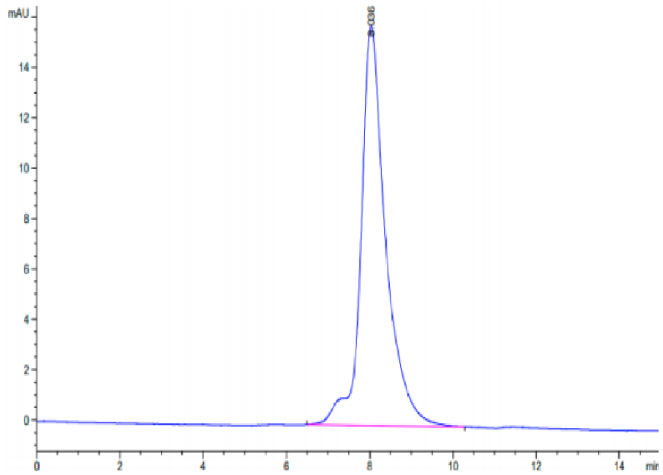

The purity of Human ICOS (Q50A) is greater than 95% as determined by SEC-HPLC.

SPR Data

For Research Use Only

Human ICOS/CD278 (Q50A) Protein

Cat. No. ICO-HM20M

Assay Data

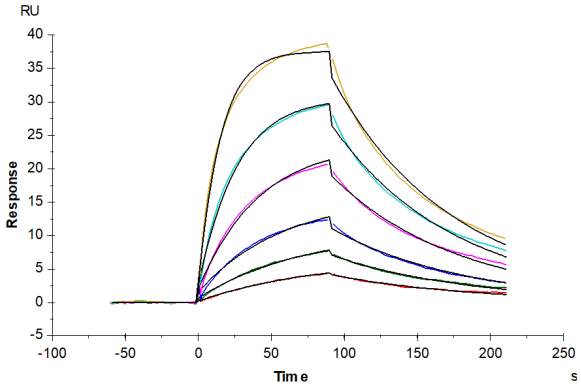

Human ICOS, hFc Tag (Q50A) captured on CM5 Chip via Protein A can bind Human B7-H2, His Tag with an affinity constant of 41.98 nM as determined in SPR assay (Biacore T200).

For Research Use Only