

Human IFN gamma/IFNG Protein, Ultra Low Endotoxin



Cat. No. IFN-HM40G-UL

Description

| | |
|------------------|--|
| Source | Recombinant Human IFN gamma / IFNG Protein is expressed from HEK293 with His tag and Avi tag at the C-Terminus. |
| | It contains Gln24-Gly161. |
| Accession | P01579 |
| Molecular Weight | The protein has a predicted MW of 19.1 kDa. Due to glycosylation, the protein migrates to 20-35 kDa based on Bis-Tris PAGE result. |
| Endotoxin | Less than 0.01 EU per µg by the LAL method. |
| Purity | > 95% as determined by Bis-Tris PAGE |
| | > 95% as determined by HPLC |

Formulation and Storage

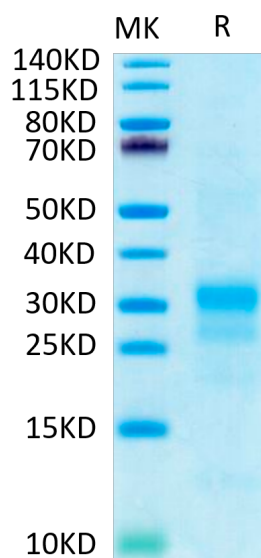
| | |
|----------------|---|
| Formulation | Lyophilized from 0.22µm filtered solution in PBS (pH 7.4). Normally 8% trehalose is added as protectant before lyophilization. |
| Reconstitution | Dissolve the lyophilized protein in distilled water. Please refer to the Certificate of Analysis for detailed instructions. |
| Storage | -20 to -80°C for 12 months as supplied from date of receipt. -80°C for 3 months after reconstitution. Recommend to aliquot the protein into smaller quantities for optimal storage. Please minimize freeze-thaw cycles. |

Background

Interferon-gamma (IFN gamma) is a cytokine that plays physiologically important roles in promoting innate and adaptive immune responses. The absence of IFN gamma production or cellular responsiveness in humans and experimental animals significantly predisposes the host to microbial infection, a result that validates the physiologic importance of this cytokine in preventing infectious disease.

Assay Data

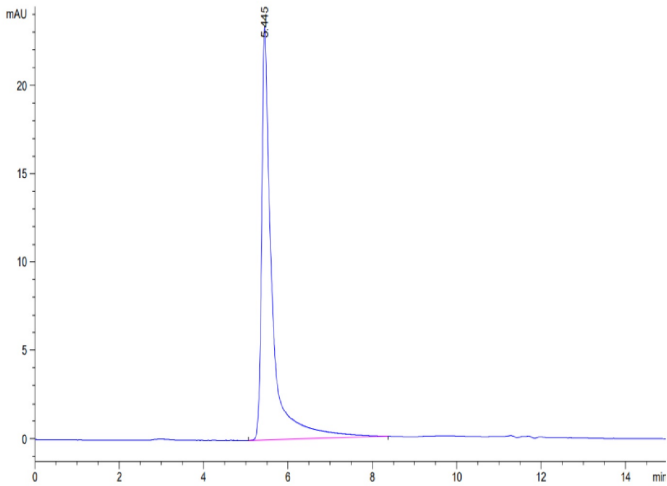
Bis-Tris PAGE



Human IFN gamma on Bis-Tris PAGE under reduced condition. The purity is greater than 95%.

SEC-HPLC

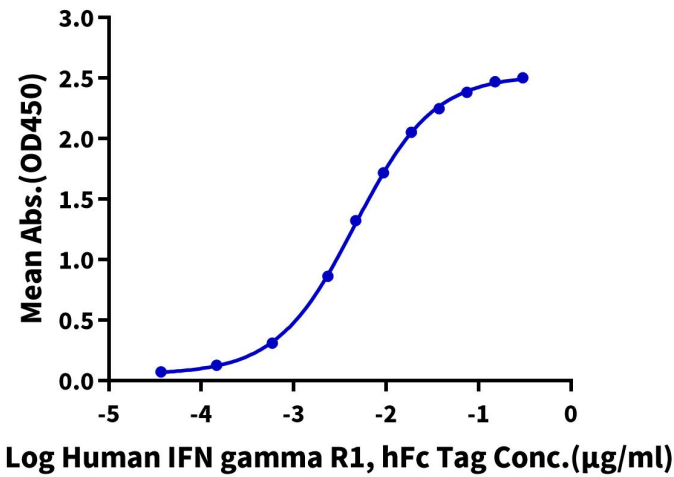
Assay Data



The purity of Human IFN gamma is greater than 95% as determined by SEC-HPLC.

ELISA Data

Human IFN gamma, His Tag ELISA
0.5µg Human IFN gamma, His Tag Per Well



Immobilized Human IFN gamma, His Tag at 5µg/ml (100µl/well) on the plate. Dose response curve for Human IFN gamma R1, hFc Tag with the EC50 of 4.6ng/ml determined by ELISA.