

Biotinylated Cynomolgus IL-1 Beta/IL-1F2 Protein

Cat. No. IL1-CM40BB

Description

Source	Recombinant Biotinylated Cynomolgus IL-1 Beta/IL-1F2 Protein is expressed from E.coli with His tag and Avi tag at the N-terminus. It contains Ala117-Ser268.
Accession	A0A2K5VDC7
Molecular Weight	The protein has a predicted MW of 20.14 kDa. The protein migrates to 22-24 kDa based on Bis-Tris PAGE result.
Endotoxin	Less than 1EU per µg by the LAL method.
Purity	>95% as determined by Bis-Tris PAGE >95% as determined by HPLC

Formulation and Storage

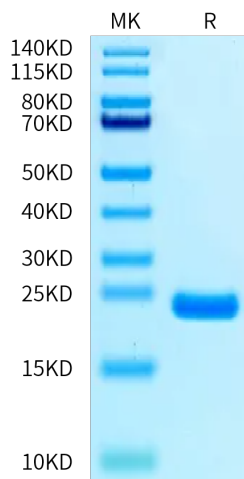
Formulation	Lyophilized from 0.22 µm filtered solution in PBS (pH 7.4). Normally 8% trehalose is added as protectant before lyophilization.
Reconstitution	Centrifuge the tube before opening. Reconstituting to a concentration more than 100 µg/ml is recommended. Dissolve the lyophilized protein in distilled water.
Storage	-20 to -80°C for 12 months as supplied from date of receipt. -80°C for 3-6 months after reconstitution. 2-8°C for 2-7 days after reconstitution. Recommend to aliquot the protein into smaller quantities for optimal storage. Please minimize freeze-thaw cycles.

Background

Interleukin-1 beta (IL-1 β) is induced by inflammatory signals in a broad number of immune cell types. IL-1 β (and IL-18) are the only cytokines which are processed by caspase-1 after inflammasome-mediated activation. IL-1 signaling activates innate immune cells including antigen presenting cells, and drives polarization of CD4 T cells towards T helper type (Th) 1 and Th17 cells.

Assay Data

Bis-Tris PAGE



Biotinylated Cynomolgus IL-1 Beta on Bis-Tris PAGE under reduced condition. The purity is greater than 95%.

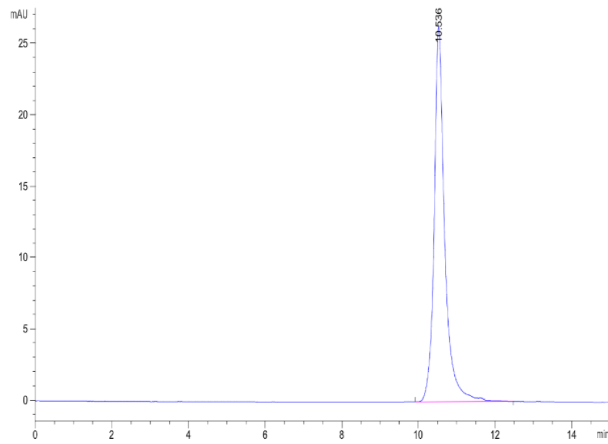
SEC-HPLC

Biotinylated Cynomolgus IL-1 Beta/IL-1F2 Protein

Cat. No. IL1-CM40BB



Assay Data



The purity of Biotinylated Cynomolgus IL-1 Beta is greater than 95% as determined by SEC-HPLC.

Biotinylated Cynomolgus IL-1 Beta/IL-1F2 Protein

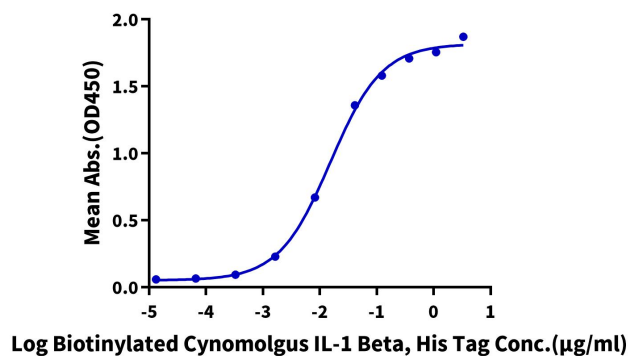
Cat. No. IL1-CM40BB

Assay Data

ELISA Data

Biotinylated Cynomolgus IL-1 Beta, His Tag ELISA

0.5µg Human IL-1R2, hFc Tag Per Well



Immobilized Human IL-1R2, hFc Tag at 5µg/ml (100µl/well) on the plate. Dose response curve for Biotinylated Cynomolgus IL-1 Beta, His Tag with the EC50 of 15.3ng/ml determined by ELISA (QC Test).