

# Human IL-1R3/IL-1 RAcP Protein, Ultra Low Endotoxin

Cat. No. IL1-HM1R3-UL

## Description

<b>Source</b>	Recombinant Human IL-1R3/IL-1 RAcP Protein is expressed from HEK293 with His tag at the C-terminus. It contains Ser21-Glu359.
<b>Accession</b>	Q9NPH3-1
<b>Molecular Weight</b>	The protein has a predicted MW of 40.72 kDa. Due to glycosylation, the protein migrates to 55-70 kDa based on Bis-Tris PAGE result.
<b>Endotoxin</b>	Less than 0.01 EU per µg by the LAL method.
<b>Purity</b>	> 95% as determined by Bis-Tris PAGE > 95% as determined by HPLC

## Formulation and Storage

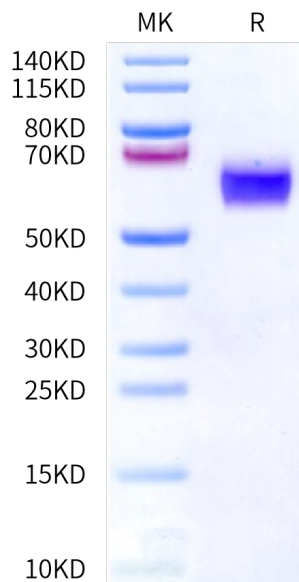
<b>Formulation</b>	Lyophilized from 0.22 µm filtered solution in PBS (pH 7.4). Normally 8% trehalose is added as protectant before lyophilization.
<b>Reconstitution</b>	Dissolve the lyophilized protein in distilled water. Please refer to the Certificate of Analysis for detailed instructions.
<b>Storage</b>	-20 to -80°C for 12 months as supplied from date of receipt. -80°C for 3 months after reconstitution. Recommend to aliquot the protein into smaller quantities for optimal storage. Please minimize freeze-thaw cycles.

## Background

IL-1 Receptor Accessory Protein (IL-1 RAcP), also known as IL-1 R3, is a ubiquitously expressed 70-90 kDa member of the Interleukin-1 receptor family of proteins. It serves as a non-ligand-binding component of the receptors for IL-1 alpha, IL-1 beta, IL-33, and IL-36. IL-1 R3 is a coreceptor for IL1RL2 in the IL-36 signaling system. IL-1 R3 is a coreceptor with IL1R1 in the IL-1 signaling system. Associates with IL1R1 bound to IL1B to form the high affinity interleukin-1 receptor complex which mediates interleukin-1-dependent activation of NF-kappa-B and other pathways.

## Assay Data

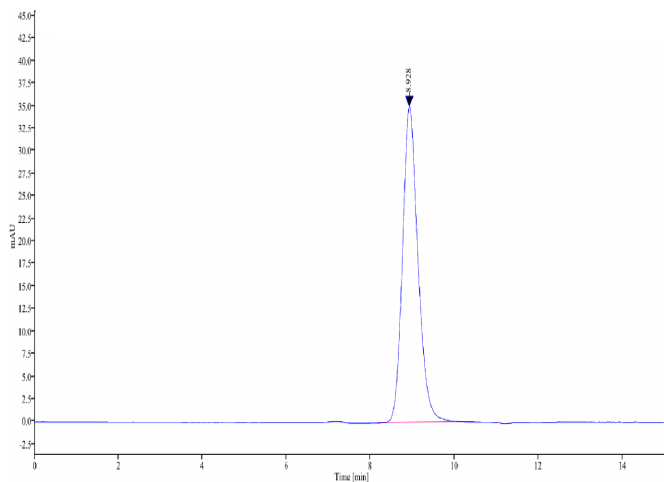
### Bis-Tris PAGE



Human IL-1R3 on Bis-Tris PAGE under reduced condition. The purity is greater than 95%.

### SEC-HPLC

Assay Data

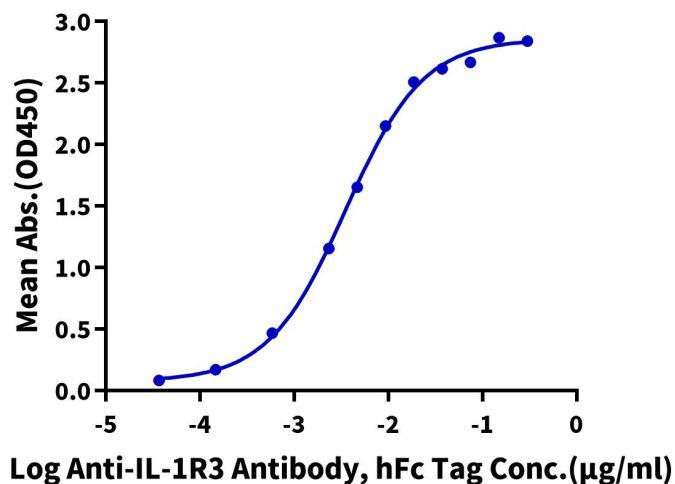


The purity of Human IL-1R3 is greater than 95% as determined by SEC-HPLC.

ELISA Data

**Human IL-1R3, His Tag ELISA**

0.05µg Human IL-1R3, His Tag Per Well



Immobilized Human IL-1R3, His Tag at 0.5µg/ml (100µl/well) on the plate. Dose response curve for Anti-IL-1R3 Antibody, hFc Tag with the EC50 of 3.5ng/ml determined by ELISA.