

Human IL-17RB Protein, Ultra Low Endotoxin

Cat. No. IL1-HM1RB-UL

Description

Source	Recombinant Human IL-17RB Protein is expressed from HEK293 with His tag at the C-Terminus. It contains Arg18-Per292.
Accession	Q9NRM6-1
Molecular Weight	The protein has a predicted MW of 31.4 kDa. Due to glycosylation, the protein migrates to 45-60 kDa based on Bis-Tris PAGE result.
Endotoxin	Less than 0.01 EU per µg by the LAL method.
Purity	> 95% as determined by Bis-Tris PAGE > 95% as determined by HPLC

Formulation and Storage

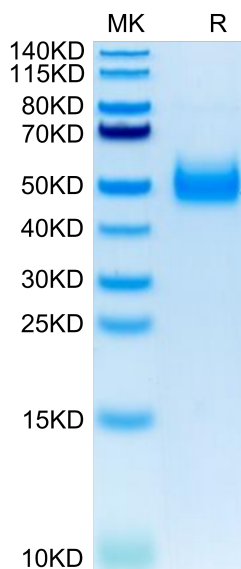
Formulation	Lyophilized from 0.22µm filtered solution in PBS (pH 7.4). Normally 8% trehalose is added as protectant before lyophilization.
Reconstitution	Dissolve the lyophilized protein in distilled water. Please refer to the Certificate of Analysis for detailed instructions.
Storage	-20 to -80°C for 12 months as supplied from date of receipt. -80°C for 3 months after reconstitution. Recommend to aliquot the protein into smaller quantities for optimal storage. Please minimize freeze-thaw cycles.

Background

Among inflammatory mediators, a growing body of evidence emphasizes the contribution of the interleukin 17 (IL-17) cytokine family in malignant diseases. Besides IL-17A, the prototypic member of the IL-17 family, several experimental findings strongly support the role of the IL-17B/IL-17 receptor B (IL-17RB) pathway in tumorigenesis and resistance to anticancer therapies. In mouse models, IL-17B signaling through IL-17RB directly promotes cancer cell survival, proliferation, and migration, and induces resistance to conventional chemotherapeutic agents.

Assay Data

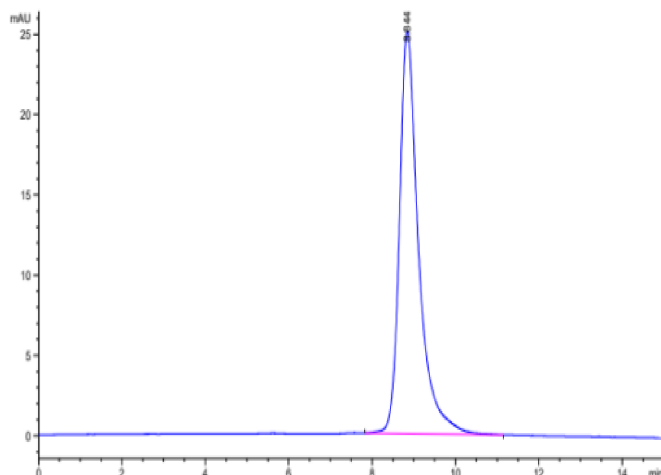
Bis-Tris PAGE



Human IL-17RB on Bis-Tris PAGE under reduced condition. The purity is greater than 95%.

SEC-HPLC

Assay Data

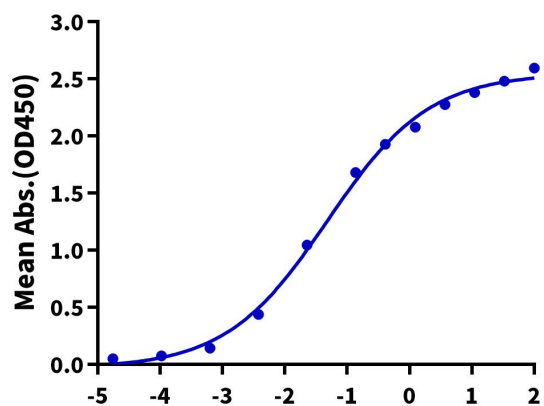


The purity of Human IL-17RB is greater than 95% as determined by SEC-HPLC.

ELISA Data

Human IL-17RB, His Tag ELISA

0.5µg Human IL-17RB, His Tag Per Well

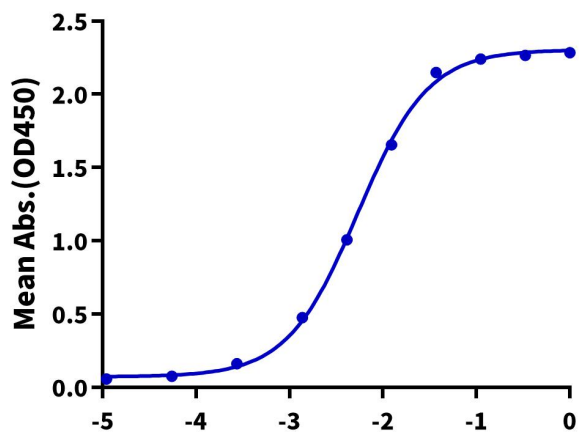


Immobilized Human IL-17RB, His Tag at 5µg/ml (100µl/well) on the plate. Dose response curve for Biotinylated Human IL-25, His Tag with the EC50 of 48.3ng/ml determined by ELISA.

Log Biotinylated Human IL-25, His Tag Conc.(µg/ml)

Human IL-17RB, His Tag ELISA

0.02µg Human IL-17RB, His Tag Per Well

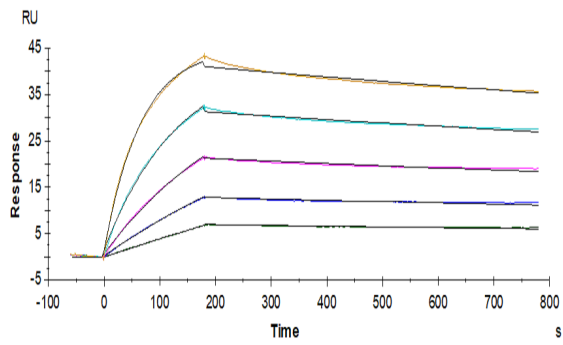


Immobilized Human IL-17RB, His Tag at 0.2µg/ml (100µl/well) on the plate. Dose response curve for Anti-IL-17RB Antibody, hFc Tag with the EC50 of 5.4ng/ml determined by ELISA.

Log Anti-IL17RB Antibody, hFc Tag Conc.(µg/ml)

SPR Data

Assay Data



Human IL-17RB, His Tag immobilized on CM5 Chip can bind Human IL-25, His Tag with an affinity constant of 0.81 nM as determined in SPR assay (Biacore T200).