

# Human IL-17RB Protein

Cat. No. IL1-HM1RB

## Description

<b>Source</b>	Recombinant Human IL-17RB Protein is expressed from HEK293 with His tag at the C-Terminus. It contains Arg18-Per292.
<b>Accession</b>	Q9NRM6-1
<b>Molecular Weight</b>	The protein has a predicted MW of 31.4 kDa. Due to glycosylation, the protein migrates to 45-60 kDa based on Bis-Tris PAGE result.
<b>Endotoxin</b>	Less than 1EU per $\mu\text{g}$ by the LAL method.
<b>Purity</b>	> 95% as determined by Bis-Tris PAGE > 95% as determined by HPLC

## Formulation and Storage

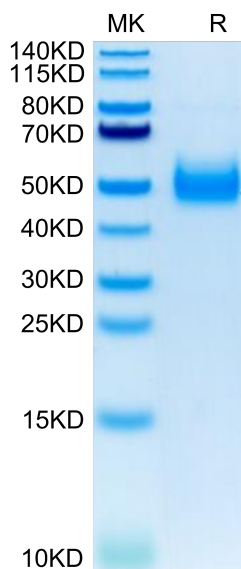
<b>Formulation</b>	Lyophilized from 0.22 $\mu\text{m}$ filtered solution in PBS (pH 7.4). Normally 8% trehalose is added as protectant before lyophilization.
<b>Reconstitution</b>	Centrifuge the tube before opening. Reconstituting to a concentration more than 100 $\mu\text{g}/\text{ml}$ is recommended. Dissolve the lyophilized protein in distilled water.
<b>Storage</b>	-20 to -80°C for 12 months as supplied from date of receipt. -80°C for 3 months after reconstitution. Recommend to aliquot the protein into smaller quantities for optimal storage. Please minimize freeze-thaw cycles.

## Background

Among inflammatory mediators, a growing body of evidence emphasizes the contribution of the interleukin 17 (IL-17) cytokine family in malignant diseases. Besides IL-17A, the prototypic member of the IL-17 family, several experimental findings strongly support the role of the IL-17B/IL-17 receptor B (IL-17RB) pathway in tumorigenesis and resistance to anticancer therapies. In mouse models, IL-17B signaling through IL-17RB directly promotes cancer cell survival, proliferation, and migration, and induces resistance to conventional chemotherapeutic agents.

## Assay Data

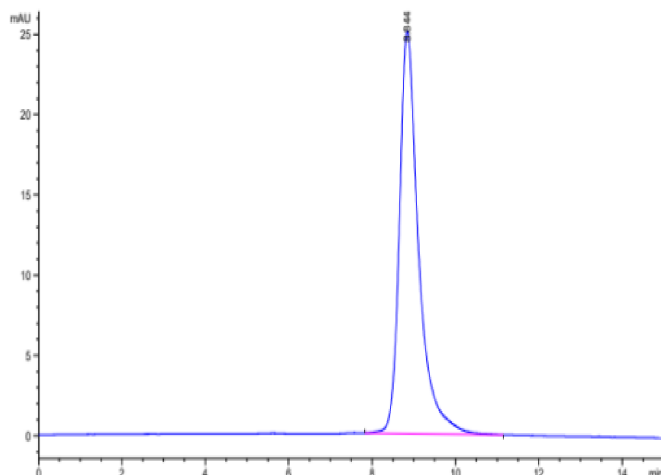
### Bis-Tris PAGE



Human IL-17RB on Bis-Tris PAGE under reduced condition. The purity is greater than 95%.

### SEC-HPLC

Assay Data

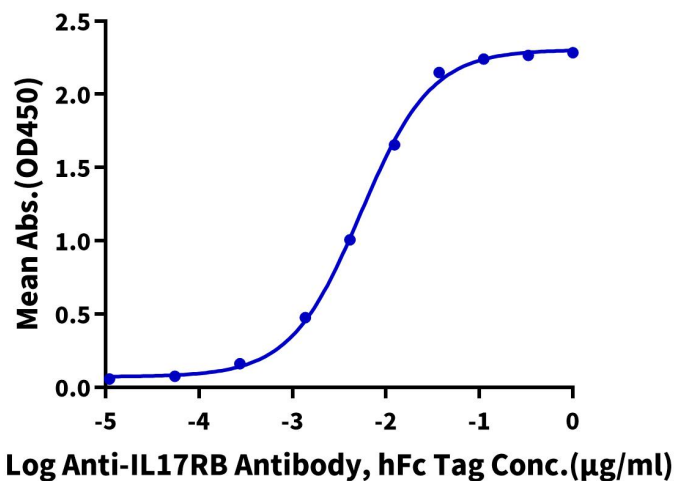


The purity of Human IL-17RB is greater than 95% as determined by SEC-HPLC.

ELISA Data

**Human IL-17RB, His Tag ELISA**

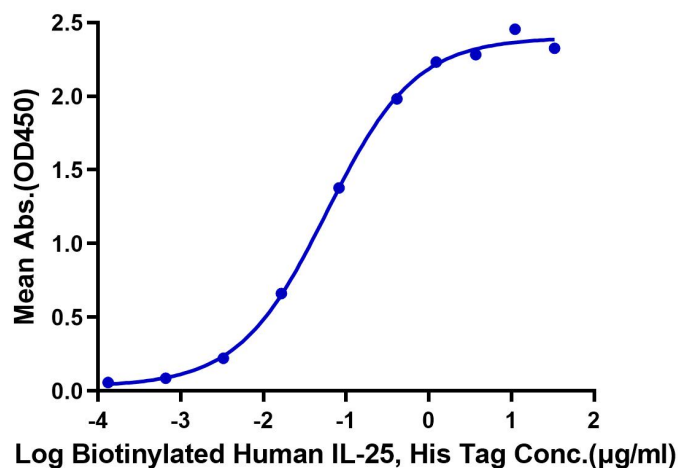
0.02µg Human IL-17RB, His Tag Per Well



Immobilized Human IL-17RB, His Tag at 0.2µg/ml (100µl/well) on the plate. Dose response curve for Anti-IL-17RB Antibody, hFc Tag with the EC50 of 5.4ng/ml determined by ELISA (QC Test).

**Human IL-17RB, His Tag ELISA**

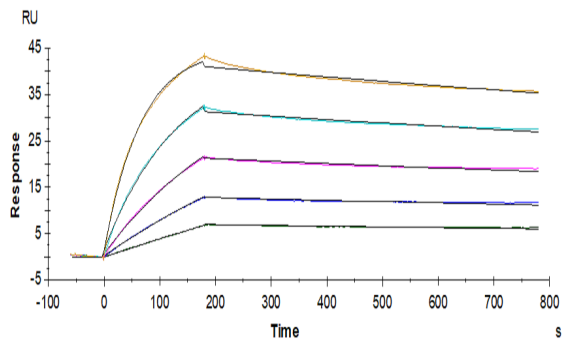
0.5µg Human IL-17RB, His Tag Per Well



Immobilized Human IL-17RB, His Tag at 5µg/ml (100µl/well) on the plate. Dose response curve for Biotinylated Human IL-25, His Tag with the EC50 of 58.5ng/ml determined by ELISA.

SPR Data

Assay Data



Human IL-17RB, His Tag immobilized on CM5 Chip can bind Human IL-25, His Tag with an affinity constant of 0.81 nM as determined in SPR assay (Biacore T200).