

# Human IL-17RB Protein

Cat. No. IL1-HM2RB

## Description

<b>Source</b>	Recombinant Human IL-17RB Protein is expressed from HEK293 with hFc (IgG1) tag at the C-terminus. It contains Arg18-Per292.
<b>Accession</b>	Q9NRM6-1
<b>Molecular Weight</b>	The protein has a predicted MW of 56.24 kDa. Due to glycosylation, the protein migrates to 70-90 kDa based on Bis-Tris PAGE result.
<b>Endotoxin</b>	Less than 1 EU per $\mu\text{g}$ by the LAL method.
<b>Purity</b>	> 95% as determined by Bis-Tris PAGE > 95% as determined by HPLC

## Formulation and Storage

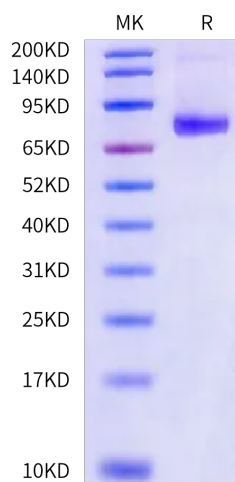
<b>Formulation</b>	Supplied as 0.22 $\mu\text{m}$ filtered solution in PBS (pH 7.4).
<b>Storage</b>	Valid for 12 months from date of receipt when stored at $-80^{\circ}\text{C}$ . Recommend to aliquot the protein into smaller quantities for optimal storage. Please minimize freeze-thaw cycles.

## Background

Among inflammatory mediators, a growing body of evidence emphasizes the contribution of the interleukin 17 (IL-17) cytokine family in malignant diseases. Besides IL-17A, the prototypic member of the IL-17 family, several experimental findings strongly support the role of the IL-17B/IL-17 receptor B (IL-17RB) pathway in tumorigenesis and resistance to anticancer therapies. In mouse models, IL-17B signaling through IL-17RB directly promotes cancer cell survival, proliferation, and migration, and induces resistance to conventional chemotherapeutic agents.

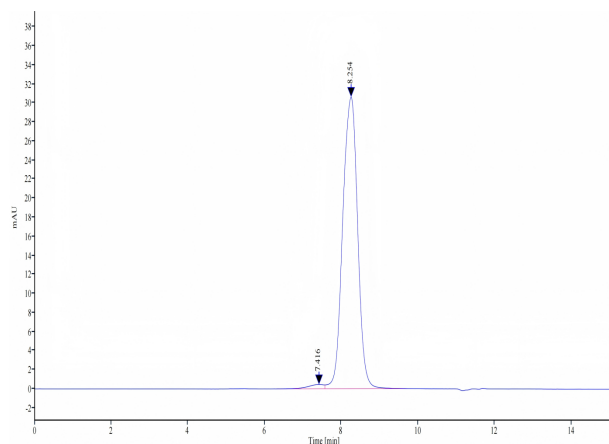
## Assay Data

### Bis-Tris PAGE



Human IL-17RB on Bis-Tris PAGE under reduced condition. The purity is greater than 95%.

### SEC-HPLC



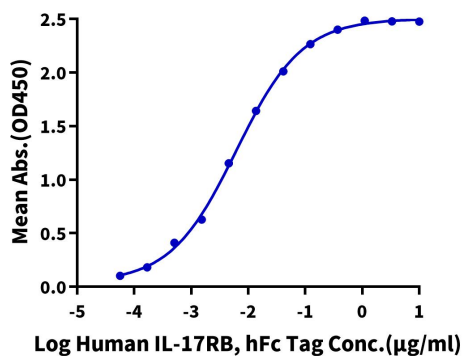
The purity of Human IL-17RB is greater than 95% as determined by SEC-HPLC.

Assay Data

ELISA Data

**Human IL-17RB, hFc Tag ELISA**

0.1µg Human IL-25, His Tag Per Well



Immobilized Human IL-25, His Tag (Cat.IL2-HM125) at 1µg/ml (100µl/well) on the plate. Dose response curve for Human IL-17RB, hFc Tag with the EC50 of 6.2ng/ml determined by ELISA.