

Biotinylated Human IL-1 Rrp2/IL-1 R6 Protein

Cat. No. IL1-HM4L2B

Description

Source	Recombinant Biotinylated Human IL-1 Rrp2/IL-1 R6 Protein is expressed from HEK293 with His tag and Avi tag at the C-Terminus. It contains Asp20-Arg335.
Accession	Q9HB29-1
Molecular Weight	The protein has a predicted MW of 39.1 kDa. Due to glycosylation, the protein migrates to 55-75 kDa based on Bis-Tris PAGE result.
Endotoxin	Less than 1EU per µg by the LAL method.
Purity	> 95% as determined by Bis-Tris PAGE > 95% as determined by HPLC

Formulation and Storage

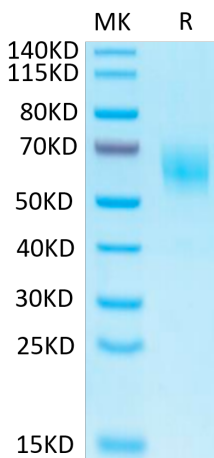
Formulation	Supplied as 0.22µm filtered solution in PBS (pH 7.4).
Storage	Valid for 12 months from date of receipt when stored at -80°C. Recommend to aliquot the protein into smaller quantities for optimal storage. Please minimize freeze-thaw cycles.

Background

The Interleukin 1 receptor family (IL-1 R) comprises at least eleven members including IL-1 RI (IL-1 R1), IL-1 RII (IL-1 R2), IL-1 RAcP (IL1 R3), ST2 (T1/IL-1 R4), IL-18 Ra (IL-1 Rrp/IL-1 R5), IL-1 Rrp2 (IL-1 RL2/IL-1 R6), IL-18 Rb (AcPL/IL-1 R7), IL-1RAPL1 (TIGIRR2/IL1 R8), and TIGIRR-1 (IL-1 R9). IL1RL2 is a receptor for interleukin-36 (IL36A, IL36B and IL36G). After binding to interleukin-36 associates with the coreceptor IL1RAP to form the interleukin-36 receptor complex which mediates interleukin-36-dependent activation of NF-kappa-B, MAPK and other pathways.

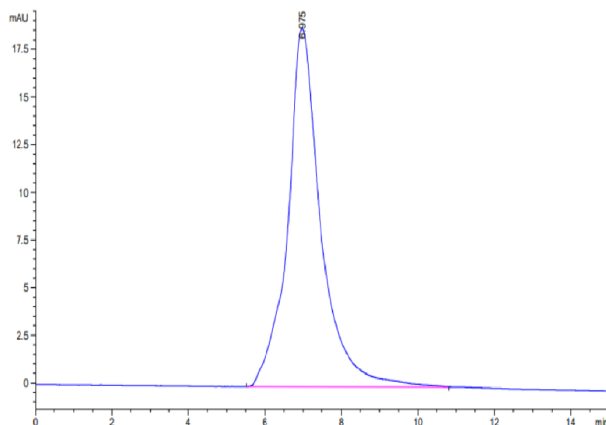
Assay Data

Bis-Tris PAGE



Biotinylated Human IL-1 Rrp2 on Bis-Tris PAGE under reduced condition. The purity is greater than 95%.

SEC-HPLC



The purity of Biotinylated Human IL-1 Rrp2 is greater than 95% as determined by SEC-HPLC.

Biotinylated Human IL-1 Rrp2/IL-1 R6 Protein

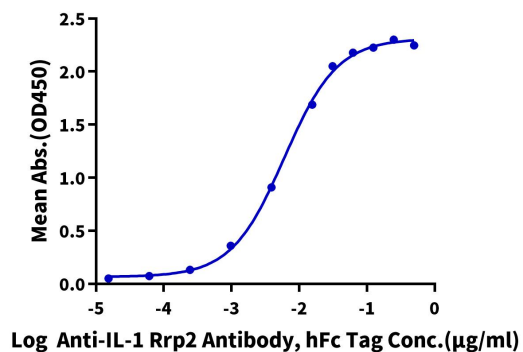
Cat. No. IL1-HM4L2B

Assay Data

ELISA Data

Biotinylated Human IL-1 Rrp2, His Tag ELISA

0.05 μ g Biotinylated Human IL-1 Rrp2, His Tag Per Well



Immobilized Biotinylated Human IL-1 Rrp2, His Tag at 0.5 μ g/ml (100 μ l/well) on the streptavidin precoated plate (5 μ g/ml). Dose response curve for Anti-IL-1 Rrp2 Antibody, hFc Tag with the EC50 of 6.1ng/ml determined by ELISA (QC Test).