Biotinylated Human IL-13 (R130Q) Protein

Cat. No. IL1-HM4M2B

Description

Source	Recombinant Biotinylated Human IL-13 (R130Q) Protein is expressed from HEK293 with His tag and Avi tag at the N-terminus.
	It contains Gly21-Asn132 (R130Q).
Accession	AAK53823
Molecular Weight	The protein has a predicted MW of 15.22 kDa. Due to glycosylation, the protein migrates to 25-40 kDa based on Bis-Tris PAGE result.
Endotoxin	Less than 0.1 EU per μg by the LAL method.
Purity	> 95% as determined by Bis-Tris PAGE
	> 95% as determined by HPLC

Formulation and Storage

Formulation	Supplied as 0.22 μm filtered solution in PBS (pH 7.4).
Storage	Valid for 12 months from date of receipt when stored at -80°C. Recommend to aliquot the protein into smaller quantities for optimal storage. Please minimize freeze-thaw cycles.

Background

Interleukin-13 (IL-13) is a monomeric 17 kDa immunoregulatory cytokine that plays a key role in the pathogenesis of allergy, cancer, and tissue fibrosis. It is secreted by several helper T cell subsets, NK cells, mast cells, eosinophils, basophils, and visceral smooth muscle cells. Inhibits inflammatory cytokine production. Synergizes with IL2 in regulating interferon-gamma synthesis. May be critical in regulating inflammatory and immune responses. Positively regulates IL31RA expression in macrophages (By similarity).

Assay Data

Bis-Tris PAGE

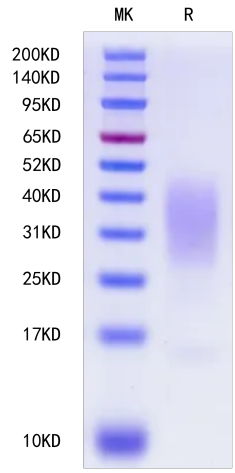

Biotinylated Human IL-13 (R130Q) on Bis-Tris PAGE under reduced condition. The purity is greater than 95%.

SEC-HPLC

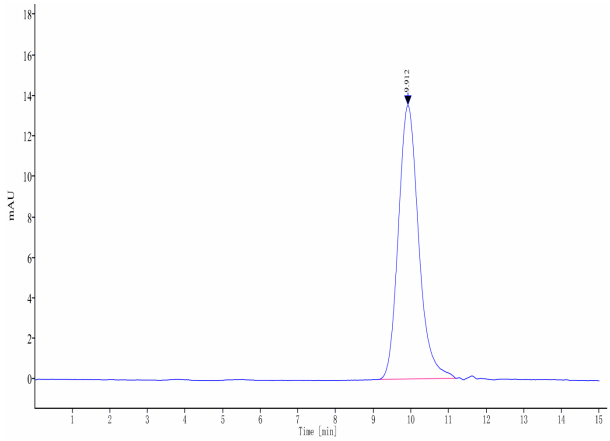

The purity of Biotinylated Human IL-13 (R130Q) is greater than 95% as determined by SEC-HPLC.

Biotinylated Human IL-13 (R130Q) Protein

Cat. No. IL1-HM4M2B

Assay Data

ELISA Data

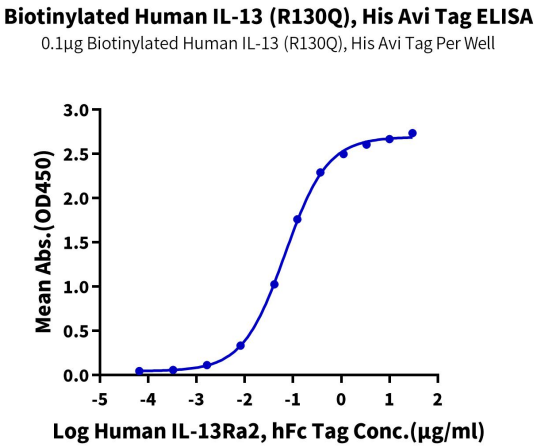

Immobilized Biotinylated Human IL-13 (R130Q), His Avi Tag at 1μg/ml (100μl/well) on the streptavidin precoated plate (5μg/ml). Dose response curve for Human IL-13Ra2, hFc Tag with the EC50 of 68.5ng/ml determined by ELISA.

For Research Use Only