

# Biotinylated Human IL-1R3/IL-1 RAcP Protein

Cat. No. IL1-HM4R3B

## Description

<b>Source</b>	Recombinant Biotinylated Human IL-1R3/IL-1 RAcP Protein is expressed from HEK293 with His tag and Avi tag at the C-Terminus. It contains Ser21-Glu359.
<b>Accession</b>	Q9NPH3-1
<b>Molecular Weight</b>	The protein has a predicted MW of 42 kDa. Due to glycosylation, the protein migrates to 52-70 kDa based on Tris-Bis PAGE result.
<b>Endotoxin</b>	Less than 1EU per µg by the LAL method.
<b>Purity</b>	> 95% as determined by Tris-Bis PAGE > 95% as determined by HPLC

## Formulation and Storage

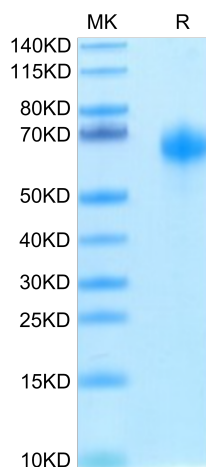
<b>Formulation</b>	Lyophilized from 0.22µm filtered solution in PBS (pH 7.4). Normally 8% trehalose is added as protectant before lyophilization.
<b>Reconstitution</b>	Centrifuge the tube before opening. Reconstituting to a concentration more than 100 µg/ml is recommended. Dissolve the lyophilized protein in distilled water.
<b>Storage</b>	-20 to -80°C for 12 months as supplied from date of receipt. -80°C for 3-6 months after reconstitution. 2-8°C for 2-7 days after reconstitution. Recommend to aliquot the protein into smaller quantities for optimal storage. Please minimize freeze-thaw cycles.

## Background

IL-1 Receptor Accessory Protein (IL-1 RAcP), also known as IL-1 R3, is a ubiquitously expressed 70-90 kDa member of the Interleukin-1 receptor family of proteins. It serves as a non-ligand-binding component of the receptors for IL-1 alpha, IL-1 beta, IL-33, and IL-36. IL-1 R3 is a coreceptor for IL1RL2 in the IL-36 signaling system. IL-1 R3 is a coreceptor with IL1R1 in the IL-1 signaling system. Associates with IL1R1 bound to IL1B to form the high affinity interleukin-1 receptor complex which mediates interleukin-1-dependent activation of NF-kappa-B and other pathways.

## Assay Data

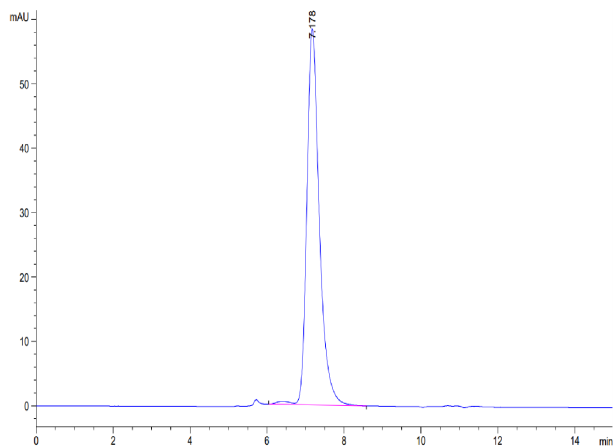
### Tris-Bis PAGE



Biotinylated Human IL-1R3 on Tris-Bis PAGE under reduced condition. The purity is greater than 95%.

### SEC-HPLC

Assay Data



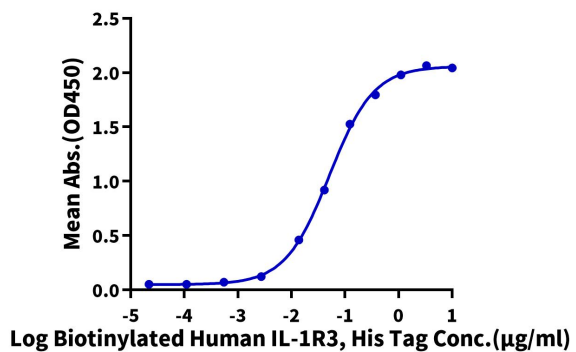
The purity of Biotinylated Human IL-1R3 is greater than 95% as determined by SEC-HPLC.

Assay Data

ELISA Data

**Biotinylated Human IL-1R3, His Tag ELISA**

0.1µg Anti-IL-1R3 Antibody, hFc Tag Per Well



Immobilized Anti-IL-1R3 Antibody at 1µg/ml (100µl/Well) on the plate. Dose response curve for Biotinylated Human IL-1R3, His Tag with the EC50 of 51.2ng/ml determined by ELISA.