

Cynomolgus IL-22 Protein, Ultra Low Endotoxin



Cat. No. IL2-CM122-UL

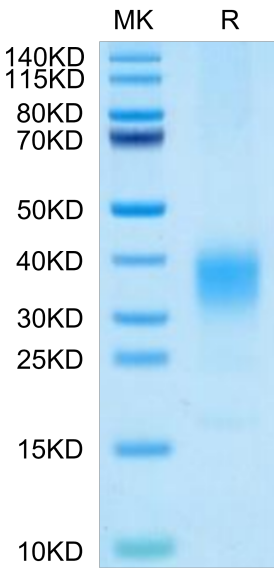
Description	
Source	Recombinant Cynomolgus IL-22 Protein is expressed from HEK293 with His tag at the C-Terminus. It contains Ala34-Ile179.
Accession	G7PHZ7
Molecular Weight	The protein has a predicted MW of 17.69 kDa. Due to glycosylation, the protein migrates to 32-42 kDa based on Bis-Tris PAGE result.
Endotoxin	Less than 0.01 EU per µg by the LAL method.
Purity	> 95% as determined by Bis-Tris PAGE > 95% as determined by HPLC

Formulation and Storage	
Formulation	Lyophilized from 0.22µm filtered solution in PBS (pH 7.4). Normally 8% trehalose is added as protectant before lyophilization.
Reconstitution	Dissolve the lyophilized protein in distilled water. Please refer to the Certificate of Analysis for detailed instructions.
Storage	-20 to -80°C for 12 months as supplied from date of receipt.-80°C for 3 months after reconstitution.Recommend to aliquot the protein into smaller quantities for optimal storage. Please minimize freeze-thaw cycles.

Background	
The cytokine interleukin-22 (IL-22) is a critical regulator of epithelial homeostasis. It has been implicated in multiple aspects of epithelial barrier function, including regulation of epithelial cell growth and permeability, production of mucus and antimicrobial proteins (AMPs), and complement production.	

Assay Data

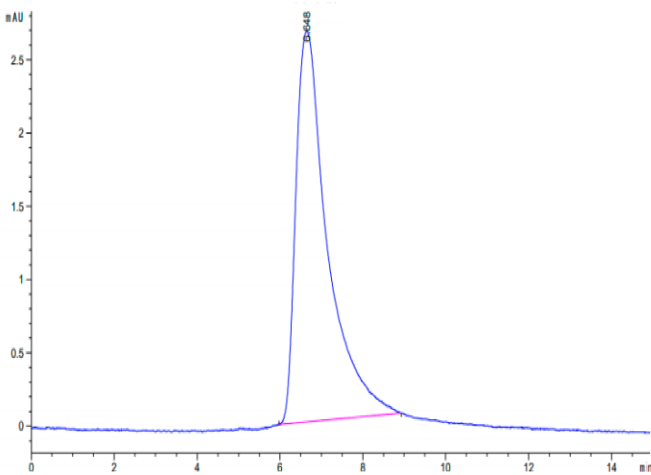
Bis-Tris PAGE



Cynomolgus IL-22 on Bis-Tris PAGE under reduced condition. The purity is greater than 95%.

SEC-HPLC

Assay Data

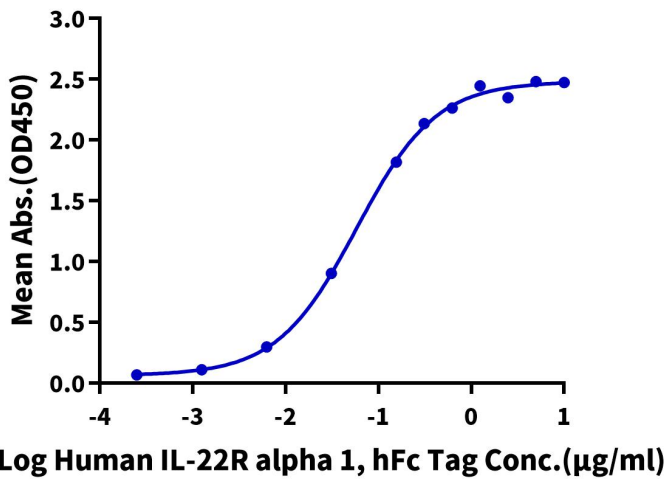


The purity of Cynomolgus IL-22 is greater than 95% as determined by SEC-HPLC.

ELISA Data

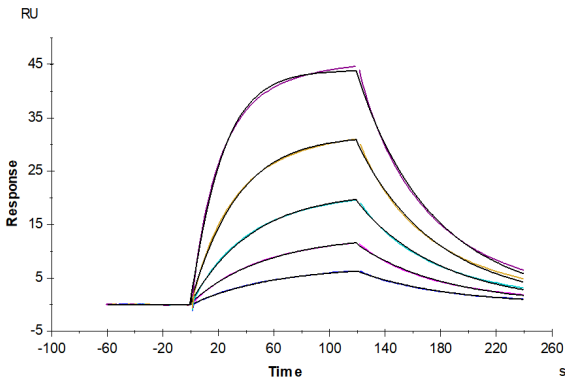
Cynomolgus IL-22, His Tag ELISA

0.5µg Cynomolgus IL-22, His Tag Per Well



Immobilized Cynomolgus IL-22, His Tag at 5µg/ml (100µl/well) on the plate. Dose response curve for Human IL-22R alpha 1, hFc Tag with the EC50 of 58.1ng/ml determined by ELISA (QC Test).

SPR Data



Cynomolgus IL-22R alpha 1, His Tag immobilized on CM5 Chip can bind Cynomolgus IL-22, His Tag with an affinity constant of 60.21 nM as determined in SPR assay (Biacore T200).