

Cynomolgus IL-25/IL-17E Protein, Ultra Low Endotoxin

Cat. No. IL2-CM125-UL

Description

Source	Recombinant Cynomolgus IL-25/IL-17E Protein is expressed from HEK293 with His tag at the C-terminus. It contains Tyr33-Gly176.
Accession	G7P9V9
Molecular Weight	The protein has a predicted MW of 18.18 kDa. Due to glycosylation, the protein migrates to 27-37 kDa based on Bis-Tris PAGE result.
Endotoxin	Less than 0.01 EU per µg by the LAL method.
Purity	> 95% as determined by Bis-Tris PAGE > 90% as determined by HPLC

Formulation and Storage

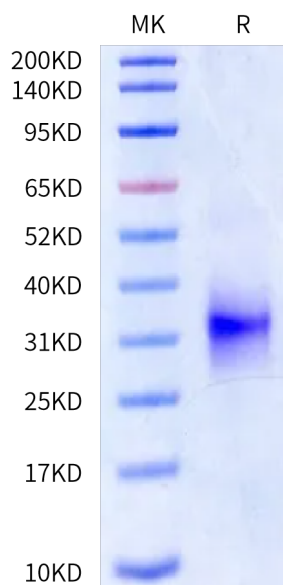
Formulation	Lyophilized from 0.22 µm filtered solution in PBS, 8% trehalose (pH 7.4).
Reconstitution	Dissolve the lyophilized protein in distilled water. Please refer to the Certificate of Analysis for detailed instructions.
Storage	-20 to -80°C for 12 months as supplied from date of receipt. -80°C for 3 months after reconstitution. Recommend to aliquot the protein into smaller quantities for optimal storage. Please minimize freeze-thaw cycles.

Background

IL-25, also known as IL-17E, is a member of the IL-17 cytokine family mostly produced by epithelial cells and innate immune cells. After binding to the IL-17RB/IL-17RA complex, IL-25 induces downstream signaling responses in epithelial cells and type 2 lymphocytes, which initiates, propagates, and sustains type 2 immunity. The function of IL-25 in allergic diseases such as asthma has been well established, and now also is extended to diseases such as inflammatory bowel disease and cancer.

Assay Data

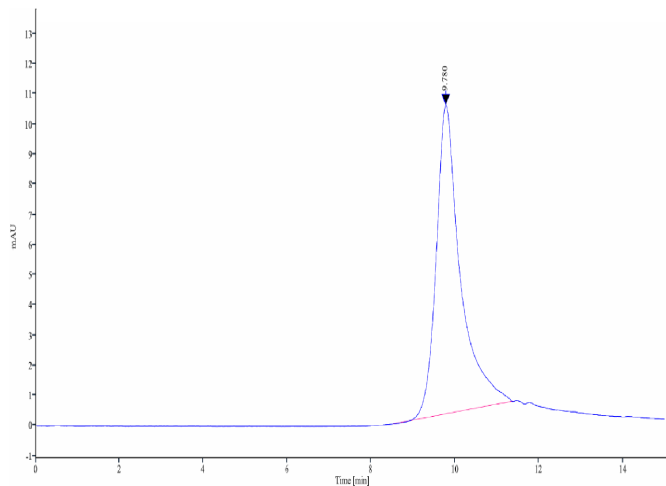
Bis-Tris PAGE



Cynomolgus IL-25 on Bis-Tris PAGE under reduced condition. The purity is greater than 95%.

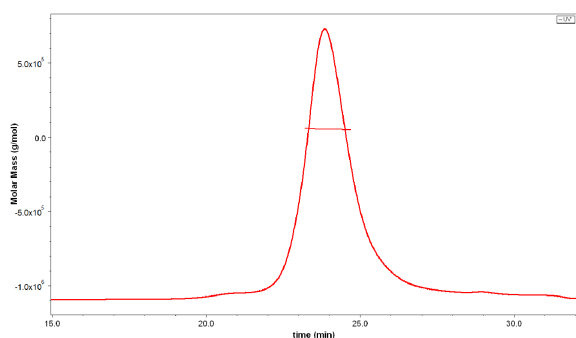
SEC-HPLC

Assay Data



The purity of Cynomolgus IL-25 is greater than 90% as determined by SEC-HPLC.

SEC-MALS

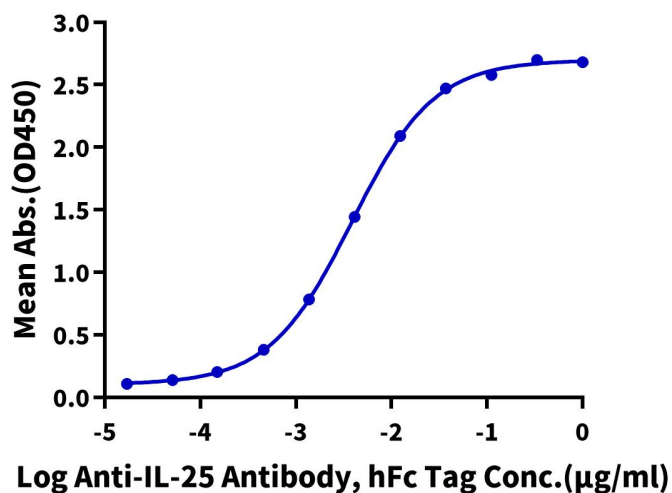


The purity of Cynomolgus IL-25 is greater than 90% and the molecular weight of this protein is around 50-70 kDa as determined by SEC-MALS.

ELISA Data

Cynomolgus IL-25, His Tag ELISA

0.05µg Cynomolgus IL-25, His Tag Per Well



Immobilized Cynomolgus IL-25, His Tag at 0.5µg/ml (100µl/well) on the plate. Dose response curve for Anti-IL-25 Antibody, hFc Tag with the EC₅₀ of 3.8ng/ml determined by ELISA.