

Biotinylated Human IL-23 alpha&IL-12 beta Protein, Ultra Low Endotoxin



Cat. No. IL2-HM4ABB-UL

Description

| | |
|-------------------------|--|
| Source | Recombinant Biotinylated Human IL-23 alpha&IL-12 beta Protein is expressed from HEK293 with His tag and Avi tag at the C-Terminus of IL-23 alpha. It contains Arg20-Pro189 (IL-23 alpha) and Ile23-Ser328 (IL-12 beta). |
| Accession | Q9NPF7(IL-23 alpha)&P29460(IL-12 beta) |
| Molecular Weight | The protein has a predicted MW of 21.7 kDa (IL-23 alpha) and 34.7 kDa (IL-12 beta). Due to glycosylation, the protein migrates to 24 kDa (IL-23 alpha) and 40-50 kDa (IL-12 beta) based on Bis-Tris PAGE result. |
| Endotoxin | Less than 0.01 EU per µg by the LAL method. |
| Purity | > 95% as determined by Bis-Tris PAGE > 95% as determined by HPLC |

Formulation and Storage

| | |
|-----------------------|---|
| Formulation | Lyophilized from 0.22µm filtered solution in PBS (pH 7.4). Normally 8% trehalose is added as protectant before lyophilization. |
| Reconstitution | Dissolve the lyophilized protein in distilled water. Please refer to the Certificate of Analysis for detailed instructions. |
| Storage | -20 to -80°C for 12 months as supplied from date of receipt. -80°C for 3 months after reconstitution. Recommend to aliquot the protein into smaller quantities for optimal storage. Please minimize freeze-thaw cycles. |

Background

The interleukin (IL)-12 family of cytokines, including IL12 and IL 23, play an important role in driving aberrant Th1 and Th17 immune responses in patients with Crohn's disease (CD). Targeting this pathway has opened new avenues for therapeutic intervention. The balance of proinflammatory cytokines interleukin (IL)-12 and IL-23 plays a key role in shaping the development of antitumor or protumor immunity.

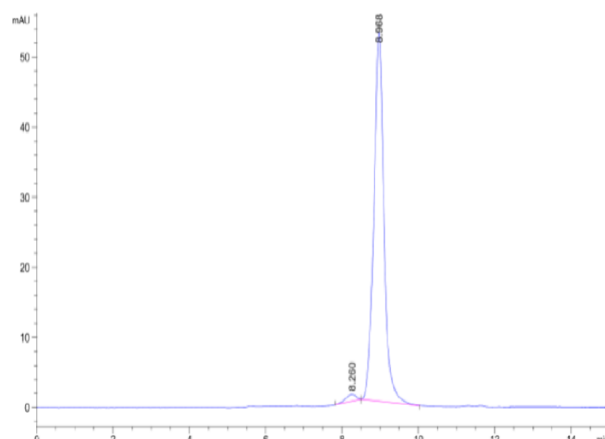
Assay Data

Bis-Tris PAGE



Biotinylated Human IL-23 alpha&IL-12 beta on Bis-Tris PAGE under reduced condition. The purity is greater than 95%.

SEC-HPLC



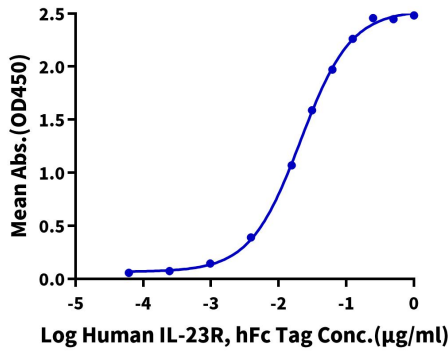
The purity of Biotinylated Human IL-23 alpha&IL-12 beta is greater than 95% as determined by SEC-HPLC.

Assay Data

ELISA Data

Biotinylated Human IL-23 alpha&IL-12 beta, His Tag ELISA

0.2µg Biotinylated Human IL-23 alpha&IL-12 beta, His Tag Per Well

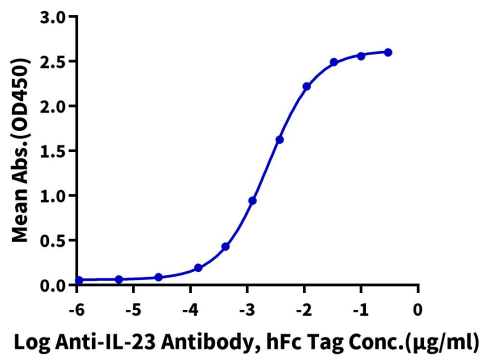


Immobilized Biotinylated Human IL-23 alpha&IL-12 beta, His Tag at 2µg/ml (100µl/well) on the streptavidin precoated plate (5µg/ml). Dose response curve for Human IL-23R, hFc Tag with the EC50 of 21.0ng/ml determined by ELISA (QC Test).

ELISA Data

Biotinylated Human IL-23 alpha&IL-12 beta, His Tag ELISA

0.05µg Biotinylated Human IL-23 alpha&IL-12 beta, His Tag Per Well

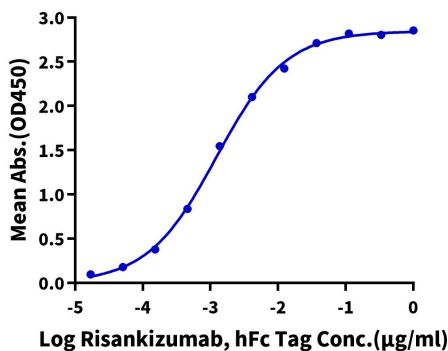


Immobilized Biotinylated Human IL-23 alpha&IL-12 beta, His Tag at 0.5µg/ml (100µl/Well) on streptavidin (5µg/ml) precoated plate. Dose response curve for Anti-IL-23 Antibody, hFc Tag with the EC50 of 2.3ng/ml determined by ELISA.

ELISA Data

Biotinylated Human IL-23 alpha&IL-12 beta, His Avi Tag ELISA

0.05µg Biotinylated Human IL-23 alpha&IL-12 beta, His Avi Tag Per Well



Immobilized Biotinylated Human IL-23 alpha&IL-12 beta, His Avi Tag at 0.5µg/ml (100µl/well) on the streptavidin precoated plate (5µg/ml). Dose response curve for Risankizumab, hFc Tag with the EC50 of 1.2ng/ml determined by ELISA.