

Mouse IL-2 Protein

Cat. No. IL2-MM001

Description

Source	Recombinant Mouse IL-2 Protein is expressed from HEK293 without tag. It contains Ala21-Gln169.
Accession	P04351-1
Molecular Weight	The protein has a predicted MW of 17.23 kDa. Due to glycosylation, the protein migrates to 23-28 kDa based on Bis-Tris PAGE result.
Endotoxin	Less than 1EU per µg by the LAL method.
Purity	>95% as determined by Bis-Tris PAGE >95% as determined by HPLC

Formulation and Storage

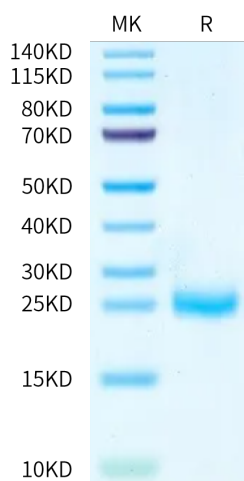
Formulation	Supplied as 0.22 µm filtered solution in PBS (pH 7.4).
Storage	Valid for 12 months from date of receipt when stored at -80°C. Recommend to aliquot the protein into smaller quantities for optimal storage. Please minimize freeze-thaw cycles.

Background

Interleukin-2 (IL-2) is an interleukin, a type of cytokine signaling molecule in the immune system. It is a 15,5 - 16 kDa protein that regulates the activities of white blood cells (leukocytes, often lymphocytes) that are responsible for immunity. IL-2 has essential roles in key functions of the immune system, tolerance and immunity, primarily via its direct effects on T cells.

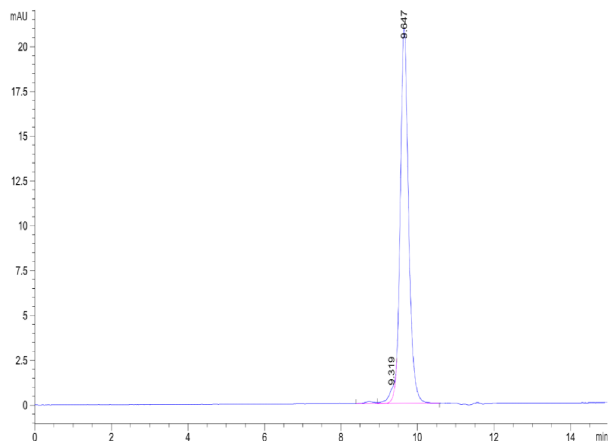
Assay Data

Bis-Tris PAGE



Mouse IL-2 on Bis-Tris PAGE under reduced condition. The purity is greater than 95%.

SEC-HPLC



The purity of Mouse IL-2 is greater than 95% as determined by SEC-HPLC.

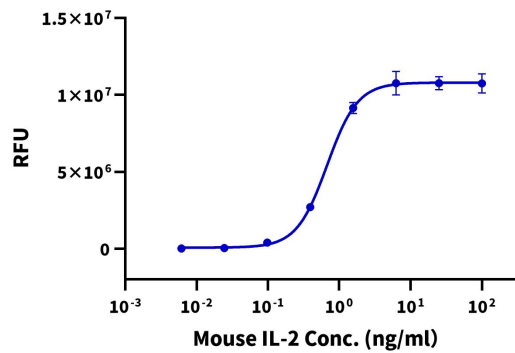
Mouse IL-2 Protein

Cat. No. IL2-MM001

Assay Data

Cell Based Assay

Recombinant Mouse IL-2 Bioactivity



Measured in a cell proliferation assay using CTLL2 mouse cytotoxic T cells. The ED50 for this effect is 0.4 - 1 ng/mL (QC Test).