

Cynomolgus IL-31 Protein

Cat. No. IL3-CM131

Description

Source	Recombinant Cynomolgus IL-31 Protein is expressed from HEK293 with His tag at the N-Terminus. It contains Leu27-Thr163.
Accession	G7PJ78-1
Molecular Weight	The protein has a predicted MW of 16.5 kDa. Due to glycosylation, the protein migrates to 23-30 kDa based on Bis-Tris PAGE result.
Endotoxin	Less than 1 EU per µg by the LAL method.
Purity	>95% as determined by Bis-Tris PAGE

Formulation and Storage

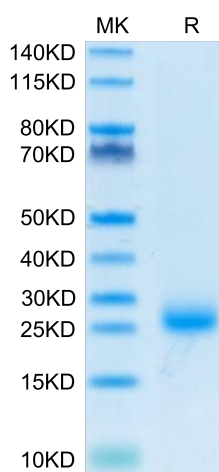
Formulation	Lyophilized from 0.22 µm filtered solution in PBS (pH 7.4). Normally 8% trehalose is added as protectant before lyophilization.
Reconstitution	Centrifuge the tube before opening. Reconstituting to a concentration more than 100 µg/ml is recommended. Dissolve the lyophilized protein in distilled water.
Storage	-20 to -80°C for 12 months as supplied from date of receipt. -80°C for 3 months after reconstitution. Recommend to aliquot the protein into smaller quantities for optimal storage. Please minimize freeze-thaw cycles.

Background

Many autoimmune skin diseases, such as bullous pemphigoid (BP), psoriasis and certain types of chronic urticaria, are associated with intensive pruritus. While histamine and neuropeptides have previously been ascribed to play a role in itch that accompanies these diseases, recent evidence suggests that the pruritogenic cytokine interleukin (IL)-31 is a major driver of pruritic responses. IL-31 was originally shown to be produced by activated helper T cells, particularly Th2 cells, mast cells, macrophages and dendritic cells.

Assay Data

Bis-Tris PAGE

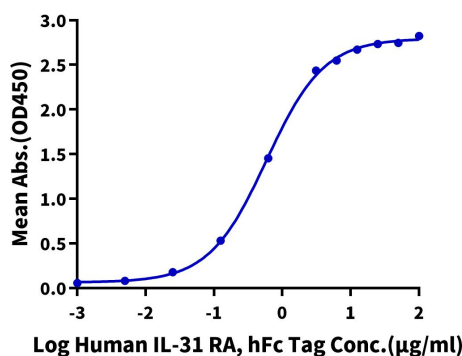


Cynomolgus IL-31 on Bis-Tris PAGE under reduced condition. The purity is greater than 95%.

ELISA Data

Cynomolgus IL-31, His Tag ELISA

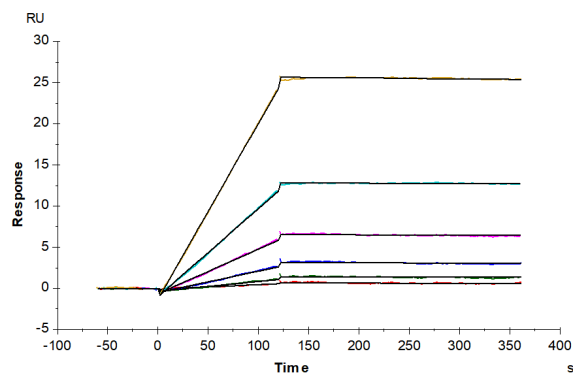
0.5µg Cynomolgus IL-31, His Tag Per Well



Immobilized Cynomolgus IL-31, His Tag at 5 µg/ml (100 µl/well) on the plate. Dose response curve for Human IL-31 RA, hFc Tag with the EC50 of 0.59 µg/ml determined by ELISA (QC Test).

Assay Data

SPR Data



Cynomolgus IL-31, His Tag immobilized on CM5 Chip can bind Cynomolgus IL-31 RA, His Tag with an affinity constant of 6.83 nM as determined in SPR assay (Biacore T200).