

Human IL-18BP Protein, Ultra Low Endotoxin



Cat. No. IL8-HM2BP-UL

Description	
Source	Recombinant Human IL-18BP Protein is expressed from HEK293 with hFc (IgG1) tag at the C-Terminus. It contains Thr31-Gly194.
Accession	O95998-2
Molecular Weight	The protein has a predicted MW of 44.4 kDa. Due to glycosylation, the protein migrates to 60-80 kDa based on Bis-Tris PAGE result.
Endotoxin	Less than 0.01 EU per µg by the LAL method.
Purity	> 95% as determined by Bis-Tris PAGE > 90% as determined by HPLC

Formulation and Storage

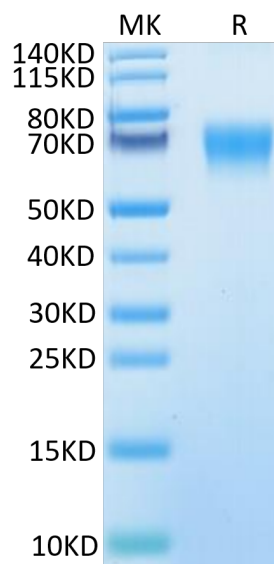
Formulation	Lyophilized from 0.22µm filtered solution in PBS (pH 7.4). Normally 8% trehalose is added as protectant before lyophilization.
Reconstitution	Dissolve the lyophilized protein in distilled water. Please refer to the Certificate of Analysis for detailed instructions.
Storage	-20 to -80°C for 12 months as supplied from date of receipt. -80°C for 3 months after reconstitution. Recommend to aliquot the protein into smaller quantities for optimal storage. Please minimize freeze-thaw cycles.

Background

Cytokines were the first modern immunotherapies to produce durable responses in patients with advanced cancer, components of the interleukin-18 (IL-18) pathway are upregulated on tumour-infiltrating lymphocytes, suggesting that IL-18 therapy could enhance anti-tumour immunity. IL-18BP, a high-affinity IL-18 decoy receptor, is frequently upregulated in diverse human and mouse tumours and limits the anti-tumour activity of IL-18 in mice.

Assay Data

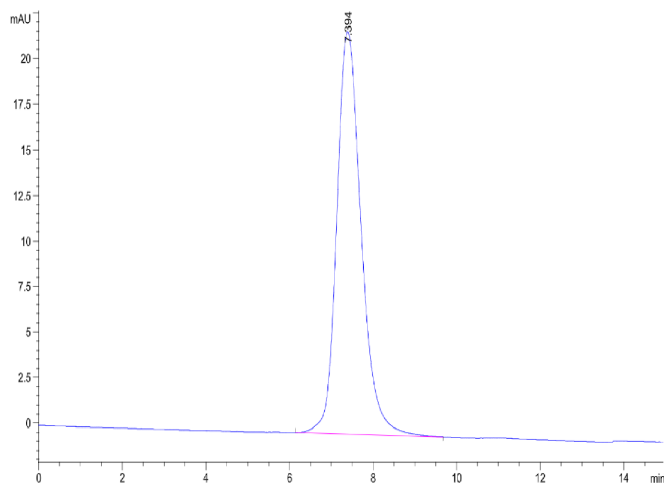
Bis-Tris PAGE



Human IL-18BP on Bis-Tris PAGE under reduced condition. The purity is greater than 95%.

SEC-HPLC

Assay Data

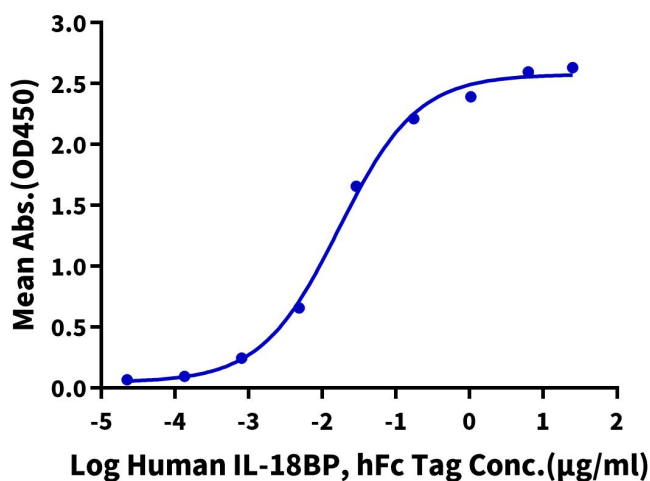


The purity of Human IL-18BP is greater than 90% as determined by SEC-HPLC.

ELISA Data

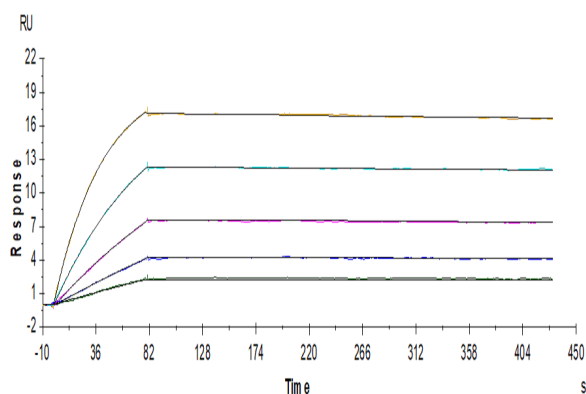
Human IL-18BP, hFc Tag ELISA

0.5µg Human IL-18, No Tag Per Well



Immobilized Human IL-18 at 5µg/ml (100µl/Well) on the plate. Dose response curve for Human IL-18BP, hFc Tag with the EC50 of 16.9ng/ml determined by ELISA (QC Test).

SPR Data



Human IL-18BP, hFc Tag captured on Protein A chip, can bind Human IL-18 with an affinity constant of 0.04nM as determined in a SPR assay (Biacore T200).