

Marmoset IL-4 R alpha/CD124 Protein, Ultra Low Endotoxin

Cat. No. ILA-CM24R-UL

Description

Source	Recombinant Marmoset IL-4 R alpha/CD124 Protein is expressed from HEK293 with His tag at the C-terminus. It contains Gly24-Lys231.
Accession	Q0PIT7
Molecular Weight	The protein has a predicted MW of 24.72 kDa. Due to glycosylation, the protein migrates to 40-60 kDa based on Bis-Tris PAGE result.
Endotoxin	Less than 0.01 EU per µg by the LAL method.
Purity	> 95% as determined by Bis-Tris PAGE > 95% as determined by HPLC

Formulation and Storage

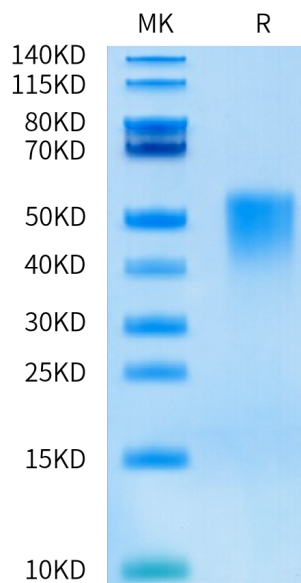
Formulation	Lyophilized from 0.22 µm filtered solution in PBS (pH 7.4). Normally 8% trehalose is added as protectant before lyophilization.
Reconstitution	Dissolve the lyophilized protein in distilled water. Please refer to the Certificate of Analysis for detailed instructions.
Storage	-20 to -80°C for 12 months as supplied from date of receipt. -80°C for 3 months after reconstitution. Recommend to aliquot the protein into smaller quantities for optimal storage. Please minimize freeze-thaw cycles.

Background

Interleukin 4 Receptor alpha (IL-4 Ra), also known as CD124 and BSF receptor, is a widely expressed 140 kDa transmembrane glycoprotein in the class I cytokine receptor family. The effects of IL-4 are mediated after binding to high affinity receptor complexes present on hematopoietic as well as non-hematopoietic cells.

Assay Data

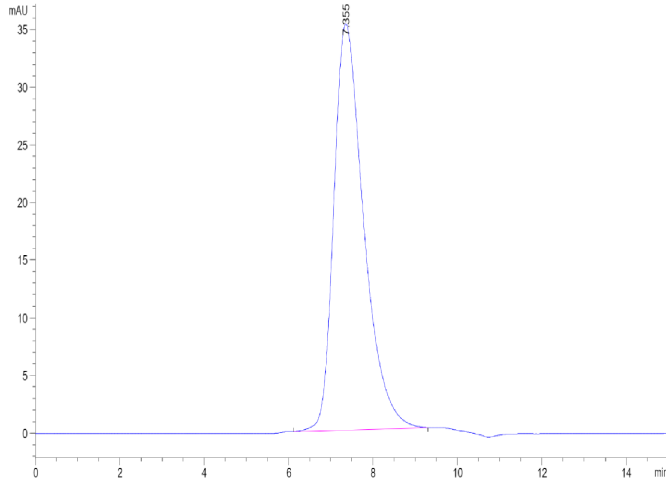
Bis-Tris PAGE



Marmoset IL-4 R alpha on Bis-Tris PAGE under reduced condition. The purity is greater than 95%.

SEC-HPLC

Assay Data

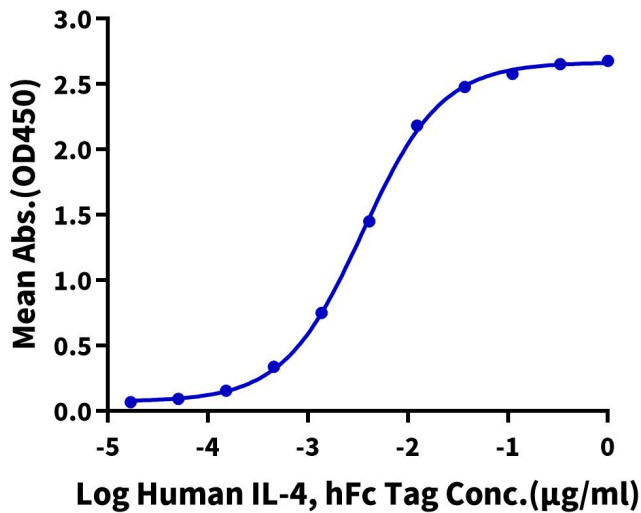


The purity of Marmoset IL-4 R alpha is greater than 95% as determined by SEC-HPLC.

ELISA Data

Marmoset IL-4 R alpha, His Tag ELISA

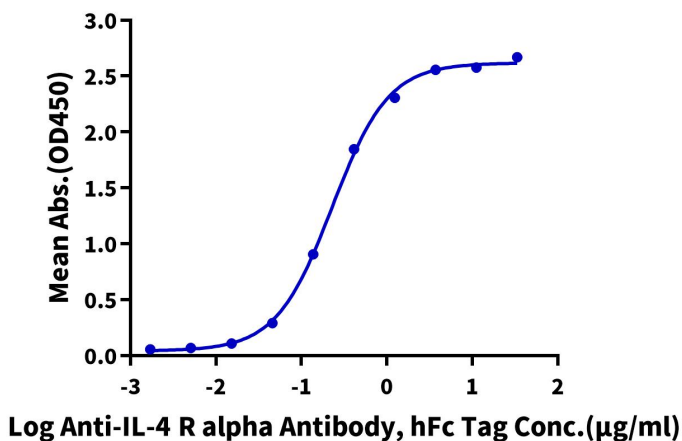
0.1µg Marmoset IL-4 R alpha, His Tag Per Well



Immobilized Marmoset IL-4 R alpha, His Tag at 1µg/ml (100µl/well) on the plate. Dose response curve for Human IL-4, hFc Tag (Cat. IL4-HM201) with the EC50 of 3.5ng/ml determined by ELISA.

Marmoset IL-4 R alpha, His Tag ELISA

0.5µg Marmoset IL-4 R alpha, His Tag Per Well



Immobilized Marmoset IL-4 R alpha, His Tag at 5µg/ml (100µl/well) on the plate. Dose response curve for Anti-IL-4 R alpha Antibody, hFc Tag with the EC50 of 0.23µg/ml determined by ELISA.