

Cynomolgus IL-17A/CTLA-8 Protein

Cat. No. ILA-CM417

Description

Source	Recombinant Cynomolgus IL-17A/CTLA-8 Protein is expressed from HEK293 with His tag and Avi tag at the C-Terminus. It contains Gly24-Ala155.
Accession	XP_005552816.1
Molecular Weight	The protein has a predicted MW of 18.2 kDa. Due to glycosylation, the protein migrates to 26-32 kDa based on Bis-Tris PAGE result.
Endotoxin	Less than 1EU per µg by the LAL method.
Purity	> 95% as determined by Bis-Tris PAGE > 90% as determined by HPLC

Formulation and Storage


Formulation	Lyophilized from 0.22µm filtered solution in PBS (pH 7.4). Normally 8% trehalose is added as protectant before lyophilization.
Reconstitution	Centrifuge the tube before opening. Reconstituting to a concentration more than 100 µg/ml is recommended. Dissolve the lyophilized protein in distilled water.
Storage	-20 to -80°C for 24 months as supplied from date of receipt. -80°C for 3 months after reconstitution. Recommend to aliquot the protein into smaller quantities for optimal storage. Please minimize freeze-thaw cycles.

Background

Interleukin17A (IL17A), also known as CTLA8, is a 1520 kDa glycosylated cytokine that plays an important role in antimicrobial and chronic inflammation. The six IL17 cytokines (IL17AF) are encoded by separate genes but adopt a conserved cystine knot fold. IL-17A is a ligand for IL17RA and IL17RC. The heterodimer formed by IL17A and IL17F is a ligand for the heterodimeric complex formed by IL17RA and IL17RC. Involved in inducing stromal cells to produce proinflammatory and hematopoietic cytokines.

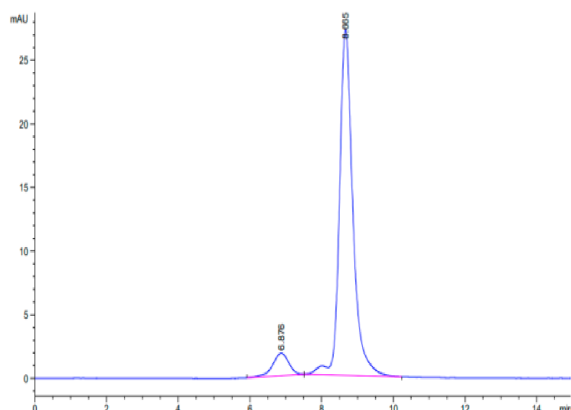
Assay Data

Bis-Tris PAGE



Cynomolgus IL-17A on Bis-Tris PAGE under reduced condition. The purity is greater than 95%.

SEC-HPLC



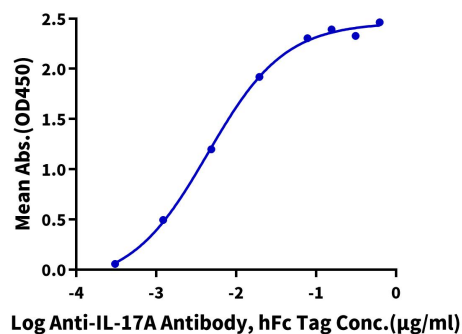
The purity of Cynomolgus IL-17A is greater than 90% as determined by SEC-HPLC.

Assay Data

ELISA Data

Cynomolgus IL-17A, His Tag ELISA

0.2µg Cynomolgus IL-17A, His Tag Per Well



Immobilized Cynomolgus IL-17A, His Tag at 2µg/ml (100µl/well) on the plate. Dose response curve for Anti-IL-17A Antibody, hFc Tag with the EC50 of 4.4ng/ml determined by ELISA.