

Mouse IL-17A/CTLA-8 Protein, Ultra Low Endotoxin

Cat. No. ILA-MM117-UL

Description

Source	Recombinant Mouse IL-17A/CTLA-8 Protein is expressed from HEK293 with His tag at the N-terminus. It contains Ala26-Ala158.
Accession	Q62386
Molecular Weight	The protein has a predicted MW of 16.07 kDa. Due to glycosylation, the protein migrates to 18-24 kDa and 25-28 kDa based on Bis-Tris PAGE result.
Endotoxin	Less than 0.01 EU per µg by the LAL method.
Purity	> 95% as determined by Bis-Tris PAGE > 95% as determined by HPLC

Formulation and Storage

Formulation	Lyophilized from 0.22 µm filtered solution in PBS (pH 7.4). Normally 8% trehalose is added as protectant before lyophilization.
Reconstitution	Dissolve the lyophilized protein in distilled water. Please refer to the Certificate of Analysis for detailed instructions.
Storage	-20 to -80°C for 12 months as supplied from date of receipt. -80°C for 3 months after reconstitution. Recommend to aliquot the protein into smaller quantities for optimal storage. Please minimize freeze-thaw cycles.

Background

Interleukin17A (IL17A), also known as CTLA8, is a 1520 kDa glycosylated cytokine that plays an important role in antimicrobial and chronic inflammation. The six IL17 cytokines (IL17AF) are encoded by separate genes but adopt a conserved cystine knot fold. IL-17A is a ligand for IL17RA and IL17RC. The heterodimer formed by IL17A and IL17F is a ligand for the heterodimeric complex formed by IL17RA and IL17RC. Involved in inducing stromal cells to produce proinflammatory and hematopoietic cytokines.

Assay Data

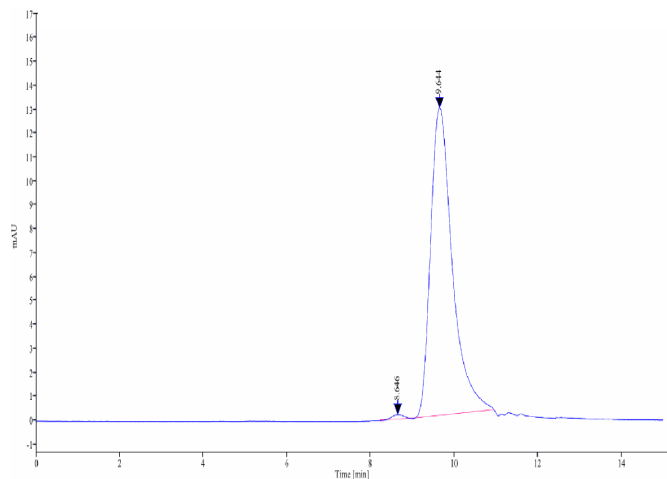
Bis-Tris PAGE



Mouse IL-17A on Bis-Tris PAGE under reduced condition. The purity is greater than 95%.

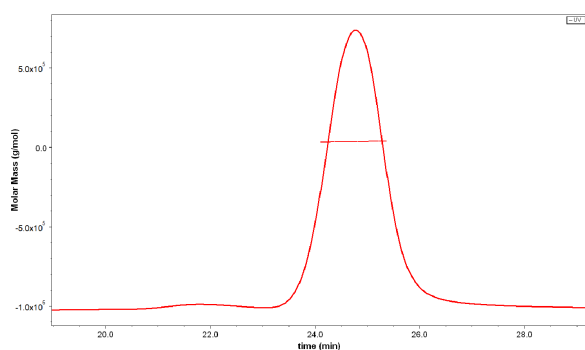
SEC-HPLC

Assay Data



The purity of Mouse IL-17A is greater than 95% as determined by SEC-HPLC.

SEC-MALS

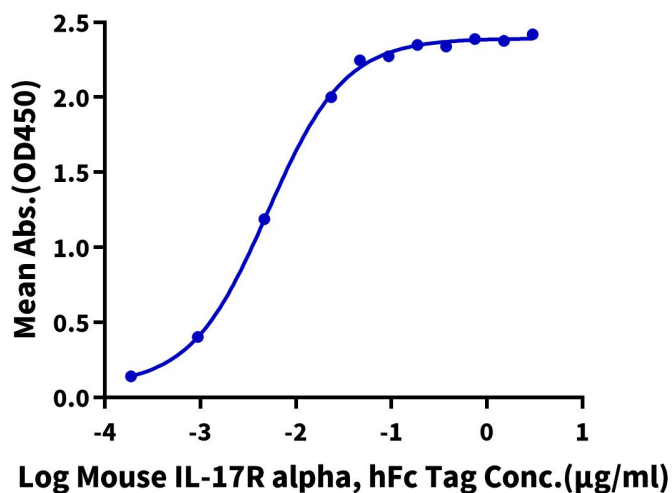


The purity of Mouse IL-17A is greater than 95% and the molecular weight of this protein is around 35-50 kDa as determined by SEC-MALS.

ELISA Data

Mouse IL-17A, His Tag ELISA

0.2µg Mouse IL-17A, His Tag Per Well



Immobilized Mouse IL-17A, His Tag at 2µg/ml (100µl/well) on the plate. Dose response curve for Mouse IL-17R alpha, hFc Tag (Cat. CD7-MM2RA) with the EC50 of 5.1ng/ml determined by ELISA.