

# Rat IL-4 R alpha/CD124 Protein, Ultra Low Endotoxin

Cat. No. ILA-RM14R-UL

## Description

<b>Source</b>	Recombinant Rat IL-4 R alpha/CD124 Protein is expressed from HEK293 with His tag at the C-terminus. It contains Ile26-Arg232.
<b>Accession</b>	Q63257-1
<b>Molecular Weight</b>	The protein has a predicted MW of 25.45 kDa. Due to glycosylation, the protein migrates to 40-50 kDa based on Bis-Tris PAGE result.
<b>Endotoxin</b>	Less than 0.01 EU per µg by the LAL method.
<b>Purity</b>	> 95% as determined by Bis-Tris PAGE > 95% as determined by HPLC

## Formulation and Storage

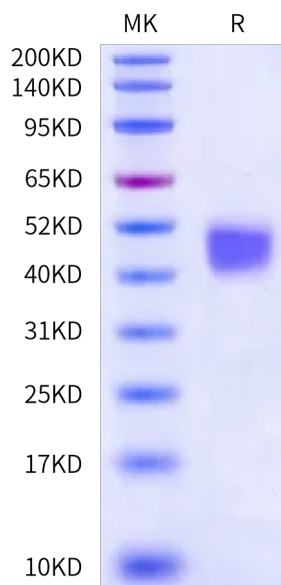
<b>Formulation</b>	Lyophilized from 0.22 µm filtered solution in PBS (pH 7.4). Normally 8% trehalose is added as protectant before lyophilization.
<b>Reconstitution</b>	Dissolve the lyophilized protein in distilled water. Please refer to the Certificate of Analysis for detailed instructions.
<b>Storage</b>	-20 to -80°C for 12 months as supplied from date of receipt. -80°C for 3 months after reconstitution. Recommend to aliquot the protein into smaller quantities for optimal storage. Please minimize freeze-thaw cycles.

## Background

Interleukin 4 Receptor alpha (IL-4 Ra), also known as CD124 and BSF receptor, is a widely expressed 140 kDa transmembrane glycoprotein in the class I cytokine receptor family. The effects of IL-4 are mediated after binding to high affinity receptor complexes present on hematopoietic as well as non-hematopoietic cells.

## Assay Data

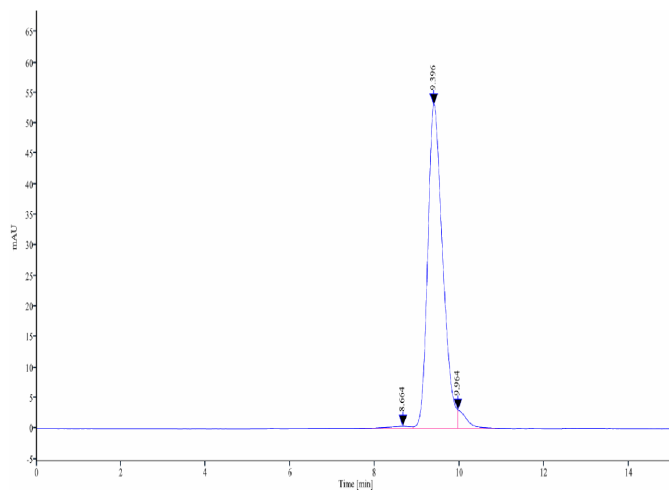
### Bis-Tris PAGE



Rat IL-4 R alpha on Bis-Tris PAGE under reduced condition. The purity is greater than 95%.

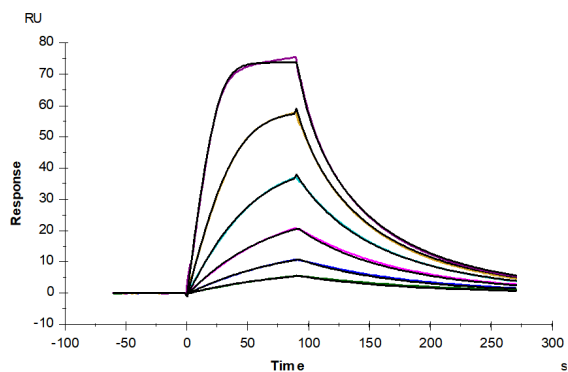
### SEC-HPLC

Assay Data



The purity of Rat IL-4 R alpha is greater than 95% as determined by SEC-HPLC.

SPR Data



Rat IL-4 R alpha, His Tag immobilized on CM5 Chip can bind Mouse IL-4, His Tag (Cat. IL4-MM101) with an affinity constant of 3.42 nM as determined in SPR assay (Biacore S200).