

Human IL-17F Protein, Ultra Low Endotoxin

Cat. No. ILF-HM119-UL

Description

Source	Recombinant Human IL-17F Protein is expressed from HEK293 with His tag at the C-Terminus. It contains Arg31-Gln163.
Accession	Q96PD4
Molecular Weight	The protein has a predicted MW of 15.7 kDa. Due to glycosylation, the protein migrates to 23-28 kDa based on Bis-Tris PAGE result.
Endotoxin	Less than 0.01 EU per µg by the LAL method.
Purity	> 95% as determined by Bis-Tris PAGE > 95% as determined by HPLC

Formulation and Storage

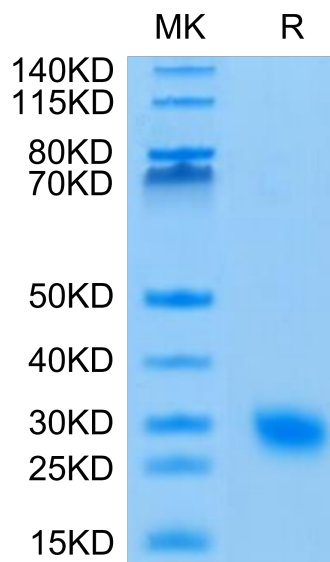
Formulation	Lyophilized from 0.22µm filtered solution in PBS (pH 7.4). Normally 8% trehalose is added as protectant before lyophilization.
Reconstitution	Dissolve the lyophilized protein in distilled water. Please refer to the Certificate of Analysis for detailed instructions.
Storage	-20 to -80°C for 12 months as supplied from date of receipt. -80°C for 3 months after reconstitution. Recommend to aliquot the protein into smaller quantities for optimal storage. Please minimize freeze-thaw cycles.

Background

The Interleukin 17 (IL-17) family proteins, comprising six members (IL-17A through IL-17F), are secreted, structurally related proteins that share a conserved cystine-knot fold near the C-terminus, but have considerable sequence divergence at the Nterminus. IL-17F is ligand for IL17RA and IL17RC. The heterodimer formed by IL17A and IL17F is a ligand for the heterodimeric complex formed by IL17RA and IL17RC. Involved in stimulating the production of other cytokines such as IL6, IL8 and CSF2, and in regulation of cartilage matrix turnover.

Assay Data

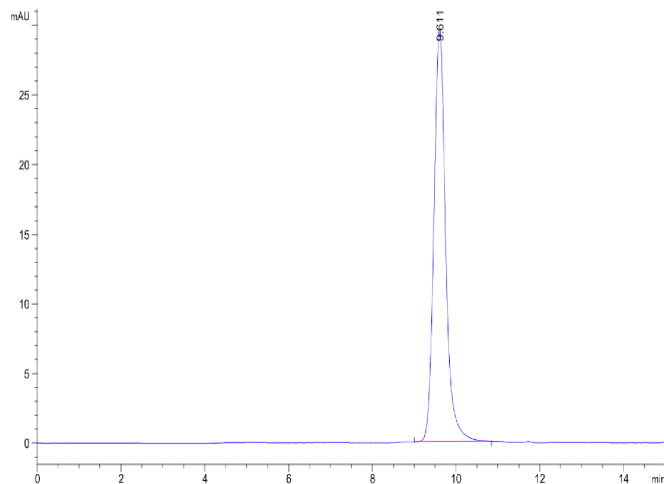
Bis-Tris PAGE



Human IL-17F on Bis-Tris PAGE under reduced condition. The purity is greater than 95%.

SEC-HPLC

Assay Data

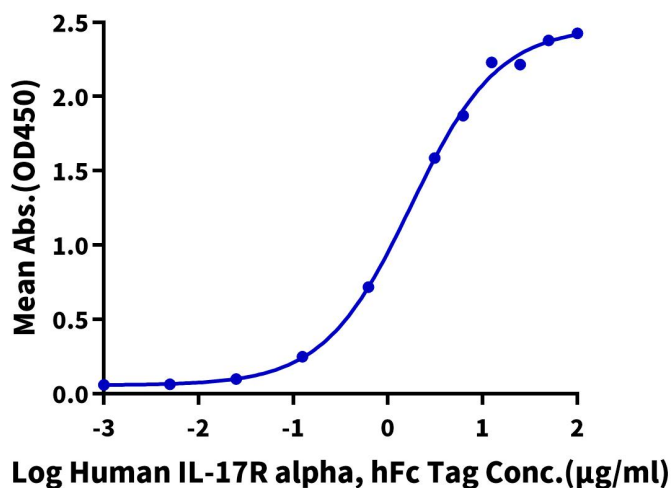


The purity of Human IL-17F is greater than 95% as determined by SEC-HPLC.

ELISA Data

Human IL-17F, His Tag ELISA

0.5µg Human IL-17F, His Tag Per Well



Immobilized Human IL-17F, His Tag at 5µg/ml (100µl/well) on the plate. Dose response curve for Human IL-17 R alpha, hFc Tag with the EC50 of 1.75µg/ml determined by ELISA (QC Test).