

Cynomolgus IL-22R alpha 1 Protein

Cat. No. ILR-CM122



Description

Source	Recombinant Cynomolgus IL-22R alpha 1 Protein is expressed from HEK293 with His tag at the C-Terminus. It contains Pro18-Thr225.
Accession	A0A2K5TKX9
Molecular Weight	The protein has a predicted MW of 24.84 kDa. Due to glycosylation, the protein migrates to 38-45 kDa based on Tris-Bis PAGE result.
Endotoxin	Less than 1EU per µg by the LAL method.
Purity	> 95% as determined by Tris-Bis PAGE > 95% as determined by HPLC

Formulation and Storage


Formulation	Lyophilized from 0.22µm filtered solution in PBS (pH 7.4). Normally 8% trehalose is added as protectant before lyophilization.
Reconstitution	Centrifuge the tube before opening. Reconstituting to a concentration more than 100 µg/ml is recommended. Dissolve the lyophilized protein in distilled water.
Storage	-20 to -80°C for 12 months as supplied from date of receipt. -20 to -80°C for 3-6 months in unopened state after reconstitution. 2-8°C for 2-7 days after reconstitution. Recommend to aliquot the protein into smaller quantities for optimal storage. Please minimize freeze-thaw cycles.

Background

IL-22 receptor, also known as IL-22 R alpha 1 and CRF2-9, is an approximately 65 kDa transmembrane glycoprotein in the type II cytokine receptor family (CRF). Component of the receptor for IL20, IL22 and IL24. Component of IL22 receptor formed by IL22RA1 and IL10RB enabling IL22 signaling via JAK/STAT pathways. IL22 also induces activation of MAPK1/MAPK3 and Akt kinases pathways. Component of one of the receptor for IL20 and IL24 formed by IL22RA1 and IL20RB also signaling through STATs activation. Mediates IL24 antiangiogenic activity as well as IL24 inhibitory effect on endothelial cell tube formation and differentiation.

Assay Data

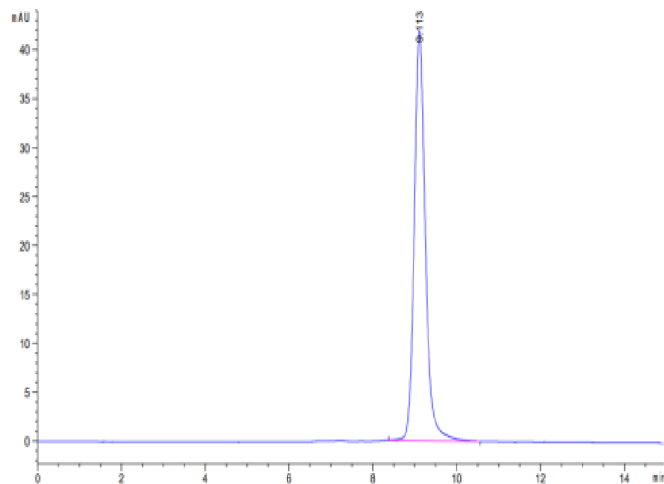
Tris-Bis PAGE



Cynomolgus IL-22R alpha 1 on Tris-Bis PAGE under reduced condition. The purity is greater than 95%.

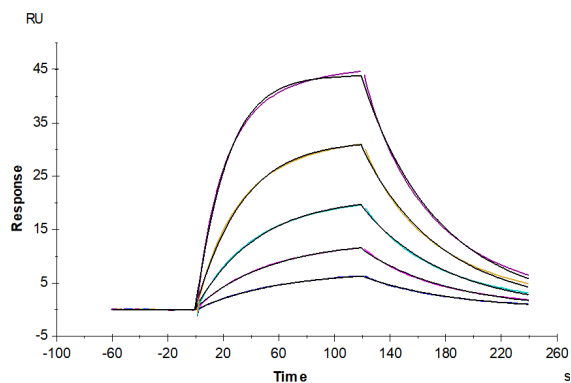
SEC-HPLC

Assay Data



The purity of Cynomolgus IL-22R alpha 1 is greater than 95% as determined by SEC-HPLC.

SPR Data



Cynomolgus IL-22R alpha 1, His Tag immobilized on CM5 Chip can bind Cynomolgus IL-22, His Tag with an affinity constant of 60.21 nM as determined in SPR assay (Biacore T200).