

Cynomolgus IL-23R Protein

Cat. No. ILR-CM123

Description

Source	Recombinant Cynomolgus IL-23R Protein is expressed from HEK293 with His tag at the C-Terminus. It contains Gly24-Asp353.
Accession	G7NWY5
Molecular Weight	The protein has a predicted MW of 39.03 kDa. Due to glycosylation, the protein migrates to 60-80 kDa based on Tris-Bis PAGE result.
Endotoxin	Less than 1EU per µg by the LAL method.
Purity	> 95% as determined by Tris-Bis PAGE

Formulation and Storage

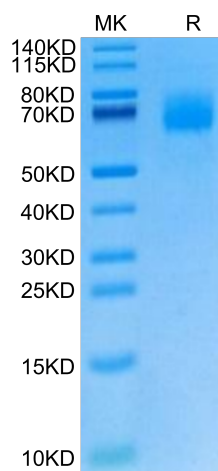
Formulation	Lyophilized from 0.22µm filtered solution in PBS (pH 7.4). Normally 8% trehalose is added as protectant before lyophilization.
Reconstitution	Centrifuge the tube before opening. Reconstituting to a concentration more than 100 µg/ml is recommended. Dissolve the lyophilized protein in distilled water.
Storage	-20 to -80°C for 12 months as supplied from date of receipt. -80°C for 3-6 months after reconstitution. 2-8°C for 2-7 days after reconstitution. Recommend to aliquot the protein into smaller quantities for optimal storage. Please minimize freeze-thaw cycles.

Background

Interleukin 23 (IL-23) is a heterodimeric cytokine composed of two disulfide-linked subunits, a p19 subunit that is unique to IL-23, and a p40 subunit that is shared with IL-12. The functional IL-23 receptor complex consists of two receptor subunits, the IL-12 receptor beta 1 subunit (IL-12 R beta 1) and the IL-23-specific receptor subunit (IL-23 R). This receptor associates with IL12RB1 to form the interleukin-23 receptor. Binds IL23 and mediates T-cells, NK cells and possibly certain macrophage/myeloid cells stimulation probably through activation of the Jak-Stat signaling cascade.

Assay Data

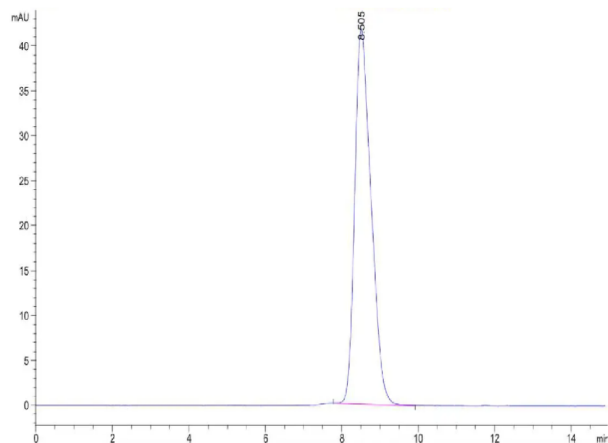
Tris-Bis PAGE



Cynomolgus IL-23R on Tris-Bis PAGE under reduced condition. The purity is greater than 95%.

SEC-HPLC

Assay Data



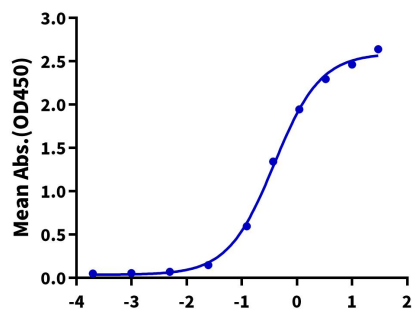
The purity of Cynomolgus IL-23R is greater than 95% as determined by SEC-HPLC.

Assay Data

ELISA Data

Cynomolgus IL-23R, His Tag ELISA

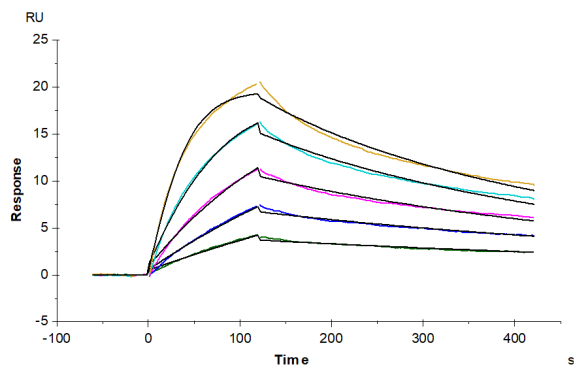
0.5µg Cynomolgus IL-23R, His Tag Per Well



Immobilized Cynomolgus IL-23R, His Tag at 5µg/ml (100µl/well) on the plate. Dose response curve for Biotinylated Human IL-23 alpha&IL-12 beta, His Tag with the EC50 of 0.39µg/ml determined by ELISA (QC Test).

Log Biotinylated Human IL-23 alpha&IL-12 beta, His Tag Conc.(µg/ml)

SPR Data



Cynomolgus IL-23R, His Tag immobilized on CM5 Chip can bind Cynomolgus IL-23 alpha&Mouse IL-12 beta, His Tag with an affinity constant of 3.90 nM as determined in SPR assay (Biacore T200).