

Human IL-11R alpha Protein

Cat. No. ILR-HM111

Description

Source	Recombinant Human IL-11R alpha Protein is expressed from HEK293 with His tag at the C-Terminus. It contains Ser24-Ala370.
Accession	Q14626-1
Molecular Weight	The protein has a predicted MW of 38.8 kDa. Due to glycosylation, the protein migrates to 50-55 kDa based on Tris-Bis PAGE result.
Endotoxin	Less than 1EU per µg by the LAL method.
Purity	> 95% as determined by Tris-Bis PAGE > 95% as determined by HPLC

Formulation and Storage

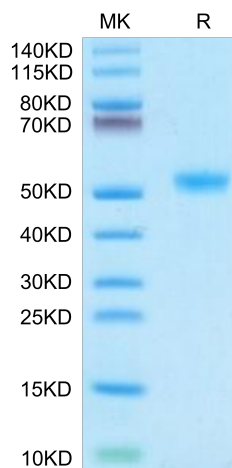
Formulation	Lyophilized from 0.22µm filtered solution in PBS (pH 7.4). Normally 8% trehalose is added as protectant before lyophilization.
Reconstitution	Centrifuge the tube before opening. Reconstituting to a concentration more than 100 µg/ml is recommended. Dissolve the lyophilized protein in distilled water.
Storage	-20 to -80°C for 12 months as supplied from date of receipt. -20 to -80°C for 3-6 months in unopened state after reconstitution. 2-8°C for 2-7 days after reconstitution. Recommend to aliquot the protein into smaller quantities for optimal storage. Please minimize freeze-thaw cycles.

Background

Abstract Interleukin-11 (IL-11) is a pleiotropic cytokine that belongs to gp130 family. IL-11 and its receptor, IL-11Ra, are expressed in human cancers, human cancer cells expressed a functional IL-11Ra subunit, which triggered signal transduction either by exogenous recombinant human IL-11 or by autocrine production of IL-11 in cells cultured under hypoxic conditions.

Assay Data

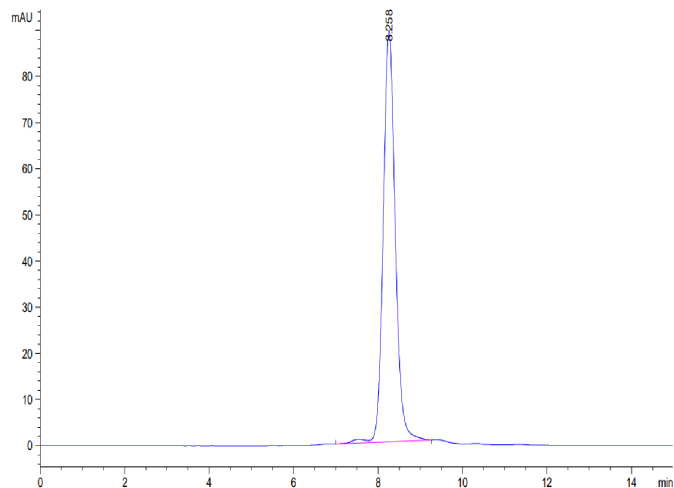
Tris-Bis PAGE



Human IL-11R alpha on Tris-Bis PAGE under reduced condition. The purity is greater than 95%.

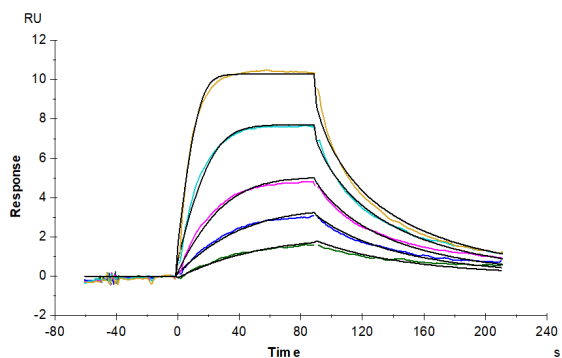
SEC-HPLC

Assay Data



The purity of Human IL-11R alpha is greater than 95% as determined by SEC-HPLC.

SPR Data



Human IL-11R alpha, His Tag immobilized on CM5 Chip can bind Human IL-11, His Tag with an affinity constant of 1.86 nM as determined in SPR assay (Biacore T200).