

Human IL-21R Protein



Cat. No. ILR-HM121

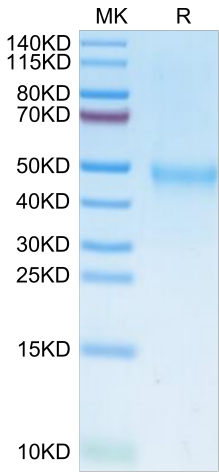
Description	
Source	Recombinant Human IL-21R Protein is expressed from HEK293 with His tag at the C-Terminus. It contains Cys20-Glu232.
Accession	Q9HBE5
Molecular Weight	The protein has a predicted MW of 25.65 kDa. Due to glycosylation, the protein migrates to 43-50 kDa based on Tris-Bis PAGE result.
Endotoxin	Less than 1EU per µg by the LAL method.
Purity	> 95% as determined by Tris-Bis PAGE > 95% as determined by HPLC

Formulation and Storage	
Formulation	Lyophilized from 0.22µm filtered solution in PBS (pH 7.4). Normally 8% trehalose is added as protectant before lyophilization.
Reconstitution	Centrifuge the tube before opening. Reconstituting to a concentration more than 100 µg/ml is recommended. Dissolve the lyophilized protein in distilled water.
Storage	-20 to -80°C for 12 months as supplied from date of receipt. -80°C for 3-6 months after reconstitution. 2-8°C for 2-7 days after reconstitution. Recommend to aliquot the protein into smaller quantities for optimal storage. Please minimize freeze-thaw cycles.

Background	
IL-21 and IL-21R were highly expressed in the lesional skin and peripheral blood of psoriasis patients. IL-21 promoted CD4 T cells proliferation and Th17 cells differentiation and inhibiting Treg cells differentiation by upregulating RORγt expression and downregulating Foxp3 expression, with increased expression and secretion of IL-17A and IL-22. Microbial translocation and the associated immune activation during HIV-1 infection may lead to high expression levels of the IL-21R activation marker in RM B cells, a feature associated with increased apoptosis and a reduced number of these cells in the circulation.	

Assay Data

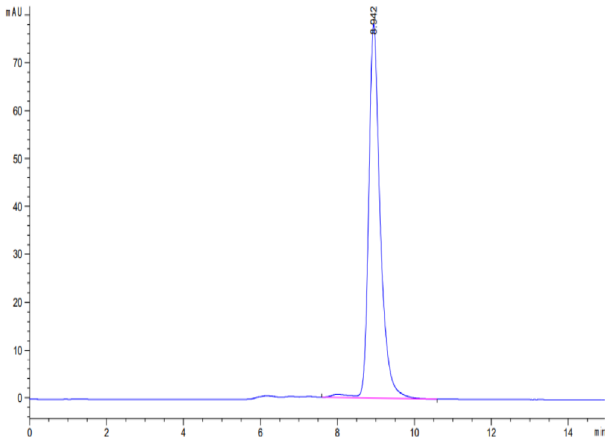
Tris-Bis PAGE



Human IL-21R on Tris-Bis PAGE under reduced condition. The purity is greater than 95%.

SEC-HPLC

Assay Data

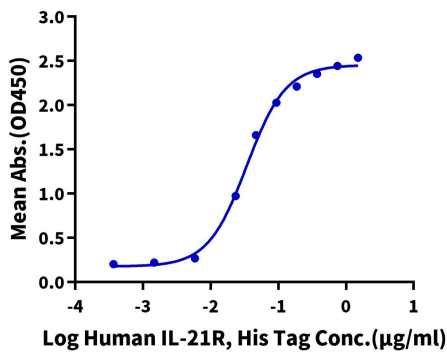


The purity of Human IL-21R is greater than 95% as determined by SEC-HPLC.

Assay Data

ELISA Data

Human IL-21R, His Tag ELISA
0.2µg Human IL-21, No Tag Per Well



Immobilized Human IL-21 at 2µg/ml (100µl/well) on the plate. Dose response curve for Human IL-21R, His Tag with the EC50 of 34.2ng/ml determined by ELISA.