

Human IL-5 R alpha/CD125 Protein

Cat. No. ILR-HM15R

Description

Source	Recombinant Human IL-5 R alpha/CD125 Protein is expressed from HEK293 with His tag at the C-terminus. It contains Asp21-Glu335.
Accession	Q01344-1
Molecular Weight	The protein has a predicted MW of 37.45 kDa. Due to glycosylation, the protein migrates to 50-62 kDa based on Bis-Tris PAGE result.
Endotoxin	Less than 0.1 EU per µg by the LAL method.
Purity	> 95% as determined by Bis-Tris PAGE > 95% as determined by HPLC

Formulation and Storage

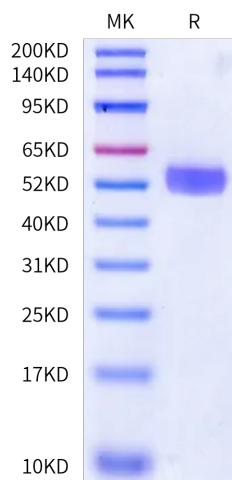
Formulation	Lyophilized from 0.22 µm filtered solution in PBS (pH 7.4). Normally 8% trehalose is added as protectant before lyophilization.
Reconstitution	Dissolve the lyophilized protein in distilled water. Please refer to the Certificate of Analysis for detailed instructions.
Storage	-20 to -80°C for 12 months as supplied from date of receipt. -80°C for 3 months after reconstitution. Recommend to aliquot the protein into smaller quantities for optimal storage. Please minimize freeze-thaw cycles.

Background

Interleukin5 Receptor alpha (IL5 R alpha), also known as CD125, is a 60 kDa hematopoietin receptor that plays a dominant role in eosinophil biology. This is the receptor for interleukin-5. The alpha chain binds to IL5.

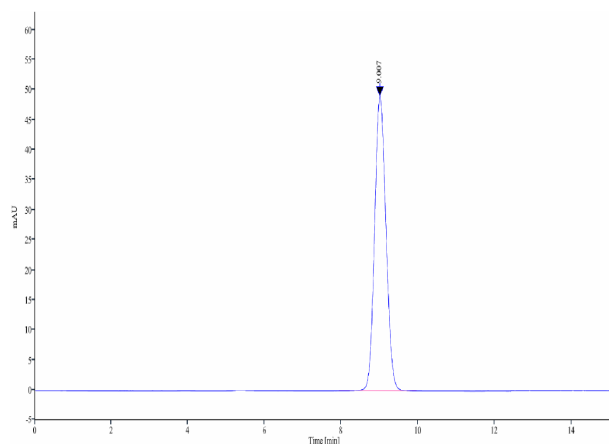
Assay Data

Bis-Tris PAGE



Human IL-5 R alpha on Bis-Tris PAGE under reduced condition. The purity is greater than 95%.

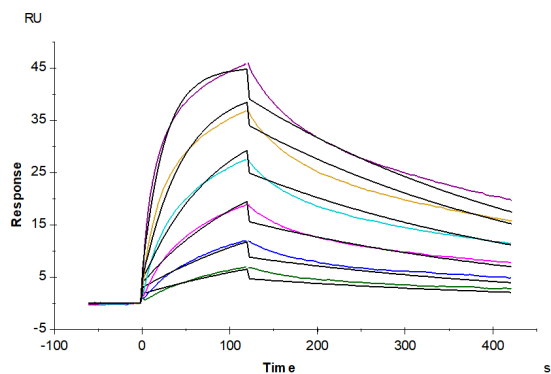
SEC-HPLC



The purity of Human IL-5 R alpha is greater than 95% as determined by SEC-HPLC.

Assay Data

SPR Data



Human IL-5, His Tag (Cat. IL5-HM101) immobilized on CM5 Chip can bind Human IL-5 R alpha, His Tag with an affinity constant of 7.27 nM as determined in SPR assay (Biacore T200).