

Human IL-1R3/IL-1 RAcP Protein

Cat. No. ILR-HM2R3

Description

Source	Recombinant Human IL-1R3/IL-1 RAcP Protein is expressed from HEK293 with hFc tag at the C-Terminus. It contains Ser21-Glu359.
Accession	Q9NPH3-1
Molecular Weight	The protein has a predicted MW of 65.8 kDa. Due to glycosylation, the protein migrates to 75-85 kDa based on Bis-Tris PAGE result.
Endotoxin	Less than 0.1 EU per µg by the LAL method.
Purity	> 95% as determined by Bis-Tris PAGE > 95% as determined by HPLC

Formulation and Storage

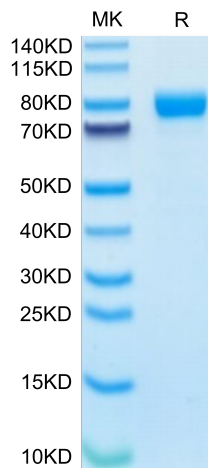
Formulation	Lyophilized from 0.22µm filtered solution in PBS (pH 7.4). Normally 8% trehalose is added as protectant before lyophilization.
Reconstitution	Centrifuge the tube before opening. Reconstituting to a concentration more than 100 µg/ml is recommended. Dissolve the lyophilized protein in distilled water.
Storage	-20 to -80°C for 24 months as supplied from date of receipt. -80°C for 3 months after reconstitution. Recommend to aliquot the protein into smaller quantities for optimal storage. Please minimize freeze-thaw cycles.

Background

IL-1 Receptor Accessory Protein (IL-1 RAcP), also known as IL-1 R3, is a ubiquitously expressed 70-90 kDa member of the Interleukin-1 receptor family of proteins. It serves as a non-ligand-binding component of the receptors for IL-1 alpha, IL-1 beta, IL-33, and IL-36. IL-1 R3 is a coreceptor for IL1RL2 in the IL-36 signaling system. IL-1 R3 is a coreceptor with IL1R1 in the IL-1 signaling system. Associates with IL1R1 bound to IL1B to form the high affinity interleukin-1 receptor complex which mediates interleukin-1-dependent activation of NF-kappa-B and other pathways.

Assay Data

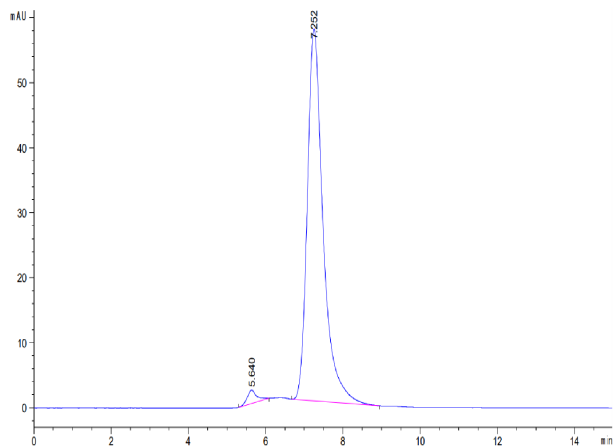
Bis-Tris PAGE



Human IL-1R3 on Bis-Tris PAGE under reduced condition. The purity is greater than 95%.

SEC-HPLC

Assay Data

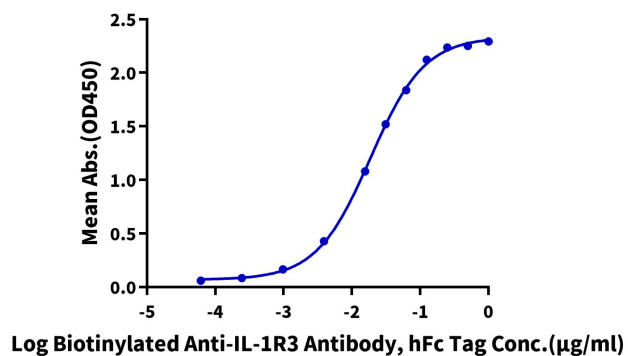


The purity of Human IL-1R3 is greater than 95% as determined by SEC-HPLC.

Assay Data

ELISA Data

Human IL-1R3, hFc Tag ELISA
0.1µg Human IL-1R3, hFc Tag Per Well



Immobilized Human IL-1R3, hFc Tag at 1µg/ml (100µl/well) on the plate. Dose response curve for Biotinylated Anti-IL-1R3 Antibody, hFc Tag with the EC50 of 18.6ng/ml determined by ELISA (QC Test).