

# Rat IL-13Ra2 Protein

Cat. No. ILR-RM1R2

## Description

<b>Source</b>	Recombinant Rat IL-13Ra2 Protein is expressed from HEK293 with His tag at the C-terminus. It contains Leu24-Lys336.
<b>Accession</b>	Q8VHK6
<b>Molecular Weight</b>	The protein has a predicted MW of 37.51 kDa. Due to glycosylation, the protein migrates to 48-58 kDa based on Bis-Tris PAGE result.
<b>Endotoxin</b>	Less than 1EU per µg by the LAL method.
<b>Purity</b>	> 95% as determined by Bis-Tris PAGE > 95% as determined by HPLC

## Formulation and Storage

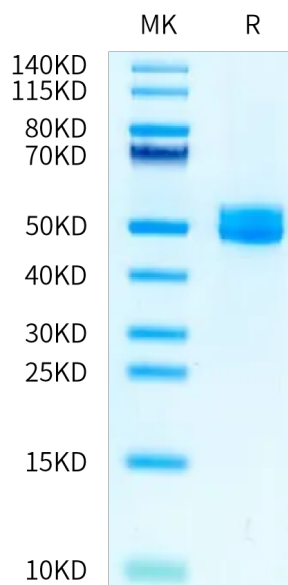
<b>Formulation</b>	Lyophilized from 0.22 µm filtered solution in PBS (pH 7.4). Normally 8% trehalose is added as protectant before lyophilization.
<b>Reconstitution</b>	Centrifuge the tube before opening. Reconstituting to a concentration more than 100 µg/ml is recommended. Dissolve the lyophilized protein in distilled water.
<b>Storage</b>	-20 to -80°C for 12 months as supplied from date of receipt. -80°C for 3-6 months after reconstitution. 2-8°C for 2-7 days after reconstitution. Recommend to aliquot the protein into smaller quantities for optimal storage. Please minimize freeze-thaw cycles.

## Background

Two type 1 membrane proteins belonging to the hemopoietin receptor family have been cloned and shown to bind IL-13 with differing affinities. The lower affinity IL-13 binding protein, previously designated IL-13 R alpha, IL-13 R alpha ' or NR4, is now referred to as IL-13 R alpha 1. The high-affinity IL-13 binding protein, previously also designated IL-13 R or IL-13 R alpha ', is now referred to as IL-13 R alpha 2.

## Assay Data

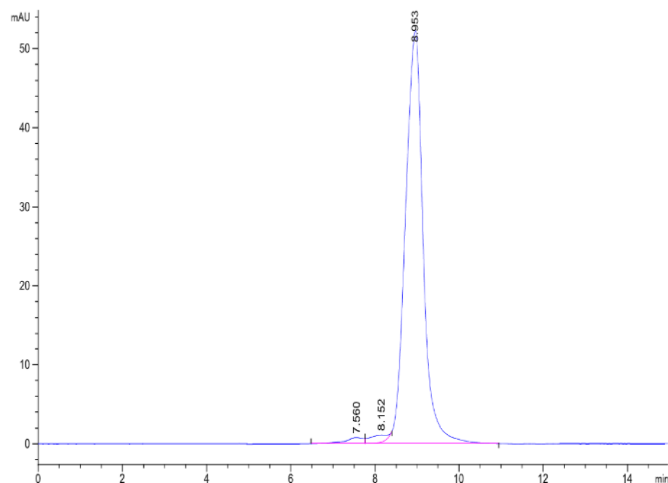
### Bis-Tris PAGE



Rat IL-13Ra2 on Bis-Tris PAGE under reduced condition. The purity is greater than 95%.

### SEC-HPLC

Assay Data

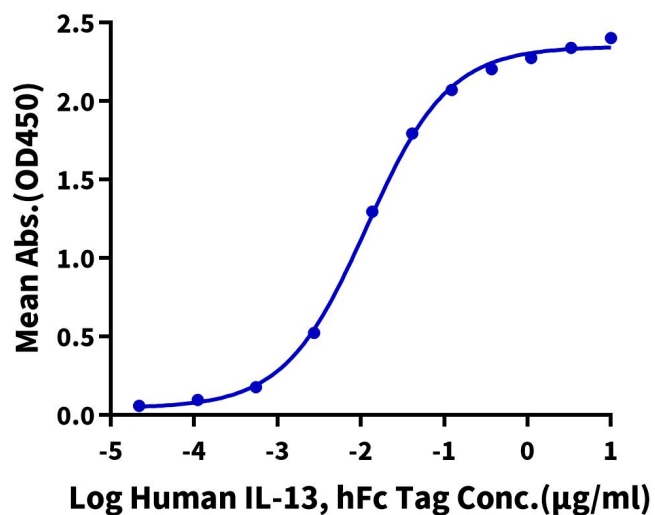


The purity of Rat IL-13Ra2 is greater than 95% as determined by SEC-HPLC.

ELISA Data

**Rat IL-13Ra2, His Tag ELISA**

0.05µg Rat IL-13Ra2, His Tag Per Well



Immobilized Rat IL-13Ra2, His Tag at 0.5µg/ml (100µl/well) on the plate. Dose response curve for Human IL-13, hFc Tag with the EC50 of 11.7ng/ml determined by ELISA.