

Human Integrin alpha X beta 2 (ITGAX&ITGB2) Heterodimer Protein, Ultra Low Endotoxin



Cat. No. ITG-HM1XB-UL

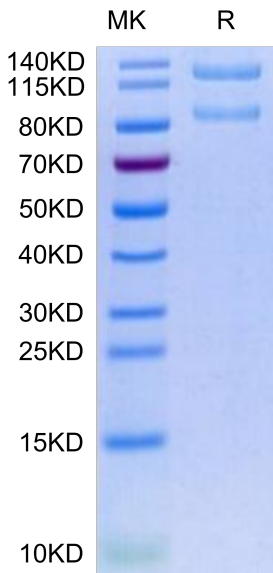
Description	
Source	Recombinant Human Integrin alpha X beta 2(ITGAX&ITGB2) Heterodimer Protein is expressed from HEK293 with His tag at the C-Terminus of ITGAX. It contains Phe20-Pro1107(ITGAX) acidic tail and Gln23-Asn700(ITGB2) basic tail.
Accession	P20702-1(ITGAX)&P05107-1(ITGB2)
Molecular Weight	The protein has a predicted MW of 125.50 kDa (ITGAX) and 79.50 kDa (ITGB2). Due to glycosylation, the protein migrates to 130-135 kDa (ITGAX) and 85-95 kDa (ITGB2) based on Bis-Tris PAGE result.
Endotoxin	Less than 0.01 EU per µg by the LAL method.
Purity	> 95% as determined by Bis-Tris PAGE > 95% as determined by HPLC

Formulation and Storage	
Formulation	Lyophilized from 0.22µm filtered solution in PBS (pH 7.4). Normally 8% trehalose is added as protectant before lyophilization.
Reconstitution	Dissolve the lyophilized protein in distilled water. Please refer to the Certificate of Analysis for detailed instructions.
Storage	-20 to -80°C for 12 months as supplied from date of receipt.-80°C for 3 months after reconstitution.Recommend to aliquot the protein into smaller quantities for optimal storage. Please minimize freeze-thaw cycles.

Background	
The integrin alpha X beta 2 (CD11c/CD18, p150,95) binds ligands through the I domain of the alpha X subunit. Ligands include the complement factor fragment iC3b, a key component in the innate immune defense, which, together with the expression of alpha X beta 2 on dendritic cells and on other leukocytes, suggests a role in the immune response.	

Assay Data

Bis-Tris PAGE



Human ITGAX&ITGB2 on Bis-Tris PAGE under reduced condition. The purity is greater than 95%.

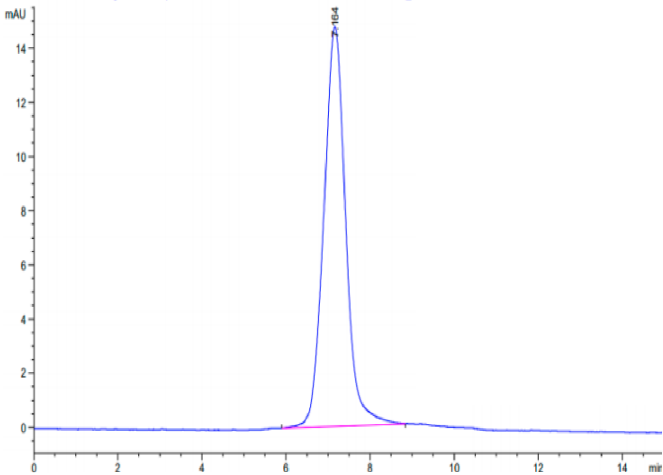
SEC-HPLC

Human Integrin alpha X beta 2 (ITGAX&ITGB2) Heterodimer Protein, Ultra Low Endotoxin



Cat. No. ITG-HM1XB-UL

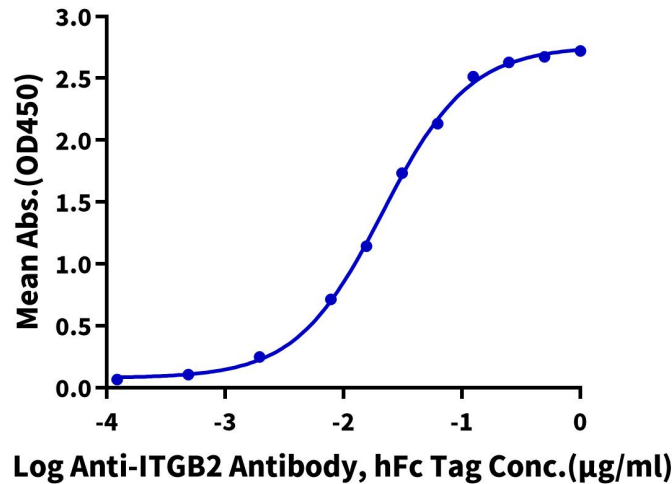
Assay Data



The purity of Human ITGAX&ITGB2 is greater than 95% as determined by SEC-HPLC.

ELISA Data

Human ITGAX&ITGB2, His Tag ELISA
0.2µg Human ITGAX&ITGB2, His Tag Per Well



Immobilized Human ITGAX&ITGB2, His Tag at 2µg/ml (100µl/well) on the plate. Dose response curve for Anti-ITGB2 Antibody, hFc Tag with the EC50 of 21.4ng/ml determined by ELISA (QC Test).