

Biotinylated Human Integrin alpha 5 beta 1 (ITGA5&ITGB1) Heterodimer Protein, Ultra Low Endotoxin



Cat. No. ITG-HM451B-UL

Description

Source	Recombinant Biotinylated Human Integrin alpha 5 beta 1 (ITGA5&ITGB1) Heterodimer Protein is expressed from HEK293 with His tag and Avi tag at the C-Terminus of ITGA5. It contains Phe42-Tyr995(ITGA5) acidic tail&Gln21-Asp728(ITGB1) basic tail.
Accession	P08648(ITGA5)&P05556-1(ITGB1)
Molecular Weight	The protein has a predicted MW of 111.8 kDa (ITGA5) & 83.2 kDa (ITGB1). Due to glycosylation, the protein migrates to 110-140 kDa based on Bis-Tris PAGE result.
Endotoxin	Less than 0.01 EU per µg by the LAL method.
Purity	> 95% as determined by Bis-Tris PAGE > 90% as determined by HPLC

Formulation and Storage


Formulation	Lyophilized from 0.22µm filtered solution in PBS (pH 7.4). Normally 8% trehalose is added as protectant before lyophilization.
Reconstitution	Dissolve the lyophilized protein in distilled water. Please refer to the Certificate of Analysis for detailed instructions.
Storage	-20 to -80°C for 12 months as supplied from date of receipt. -80°C for 3 months after reconstitution. Recommend to aliquot the protein into smaller quantities for optimal storage. Please minimize freeze-thaw cycles.

Background

Integrin alpha 5/ beta 1, also known as VLA-5, is a widely expressed non-covalent heterodimer of a 160 kDa alpha 5 and a 130 kDa beta 1 Integrin subunit. Alpha 5/ beta 1 is upregulated on tumor vasculature and promotes angiogenesis.

Assay Data

Bis-Tris PAGE



Biotinylated Human ITGA5&ITGB1 on Bis-Tris PAGE under reduced condition. The purity is greater than 95%.

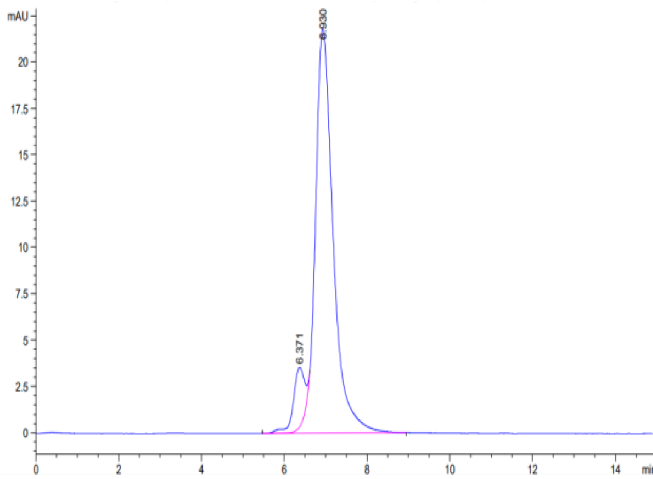
SEC-HPLC

**Biotinylated Human Integrin alpha 5 beta 1 (ITGA5&ITGB1) Heterodimer Protein,
Ultra Low Endotoxin**



Cat. No. ITG-HM451B-UL

Assay Data

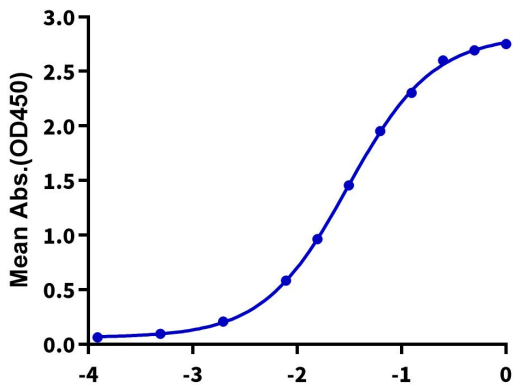


The purity of Biotinylated Human ITGA5&ITGB1 is greater than 90% as determined by SEC-HPLC.

ELISA Data

Biotinylated Human ITGA5&ITGB1, His-Avi Tag ELISA

0.05µg Biotinylated Human ITGA5&ITGB1, His-Avi Tag Per Well



Immobilized Biotinylated Human ITGA5&ITGB1, His-Avi Tag at 0.5µg/ml (100µl/Well) on streptavidin (5µg/ml) precoated plate. Dose response curve for Anti-ITGA5&ITGB1 Antibody, hFc Tag with the EC50 of 30.7ng/ml determined by ELISA (QC Test).