

Biotinylated Human Integrin alpha V beta 3 (ITGAV&ITGB3) Heterodimer Protein, Ultra Low Endotoxin



Cat. No. ITG-HM4V3B-UL

Description	
Source	Recombinant Biotinylated Human Integrin alpha V beta 3 (ITGAV&ITGB3) Heterodimer Protein is expressed from HEK293 with His tag and Avi tag at the C-Terminus of ITGAV. It contains Phe31-Val992 (ITGAV) acidic tail and Gly27-Asp718 (ITGB3) basic tail.
Accession	P06756-1(ITGAV)&P05106-1(ITGB3)
Molecular Weight	The protein has a predicted MW of 114 kDa (ITGAV) & 81.3 kDa (ITGB3). Due to glycosylation, the protein migrates to 100-160 kDa based on Bis-Tris PAGE result.
Endotoxin	Less than 0.01 EU per µg by the LAL method.
Purity	> 95% as determined by Bis-Tris PAGE > 90% as determined by HPLC

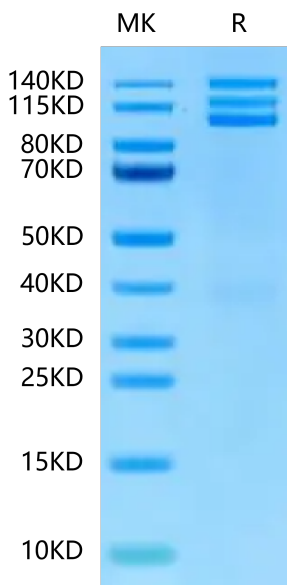
Formulation and Storage	
Formulation	Lyophilized from 0.22µm filtered solution in PBS (pH 7.4). Normally 8% trehalose is added as protectant before lyophilization.
Reconstitution	Dissolve the lyophilized protein in distilled water. Please refer to the Certificate of Analysis for detailed instructions.
Storage	-20 to -80°C for 12 months as supplied from date of receipt. -80°C for 3 months after reconstitution. Recommend to aliquot the protein into smaller quantities for optimal storage. Please minimize freeze-thaw cycles.

Background

ITGAV&ITGB3 binds to NRG1 (via EGF domain) and this binding is essential for NRG1-ERBB signaling. ITGAV&ITGB3 binds to FGF1 and this binding is essential for FGF1 signaling. ITGAV&ITGB3 binds to FGF2 and this binding is essential for FGF2 signaling. ITGAV&ITGB3 binds to IGF1 and this binding is essential for IGF1 signaling. ITGAV&ITGB3 binds to IGF2 and this binding is essential for IGF2 signaling.

Assay Data

Bis-Tris PAGE



Biotinylated Human ITGAV&ITGB3 on Bis-Tris PAGE under reduced condition. The purity is greater than 95%.

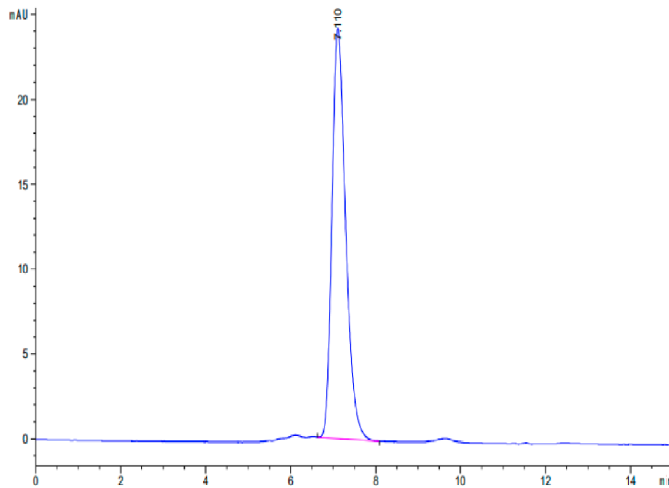
SEC-HPLC

**Biotinylated Human Integrin alpha V beta 3 (ITGAV&ITGB3) Heterodimer Protein,
Ultra Low Endotoxin**



Cat. No. ITG-HM4V3B-UL

Assay Data

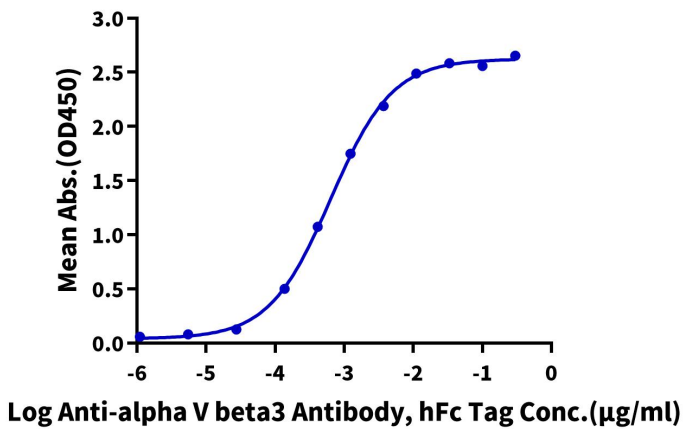


The purity of Biotinylated Human ITGAV&ITGB3 is greater than 90% as determined by SEC-HPLC.

ELISA Data

Biotinylated Human ITGAV&ITGB3, His Avi Tag ELISA

0.05µg Biotinylated Human ITGAV&ITGB3, His Avi Tag Per Well



Immobilized Biotinylated Human ITGAV&ITGB3, His Tag at 0.5µg/ml (100µl/Well) on streptavidin (5µg/ml) precoated plate. Dose response curve for Anti-alpha V beta3 Antibody, hFc Tag with the EC50 of 0.64ng/ml determined by ELISA.